

# BUBBLE RGB™ - 2800



Project Name:	Fixture Type:
Fixture Code:	Quantities:

## A. LUMINAIRE

**BCBE28** BCBE28

## B. POWER SUPPLY

<b>IPSDX</b> Integral Power Supply with DMX Interface	<b>RPSDX</b> Remote Power Supply with DMX Interface
---	---

## C. SUSPENSION

<b>LP</b> Low Profile Pd (8 suspension cables connected to the central joint)	<b>AP</b> Adjust. Pd (8 cables connected to central joint & 4 adjust. cables)	<b>CM</b> Ceiling Mount (8 suspension cables L=79")
---	---	---

LP (Low Profile Pd) option not available with IPSDX (Integral Power Supply with DMX Interface)

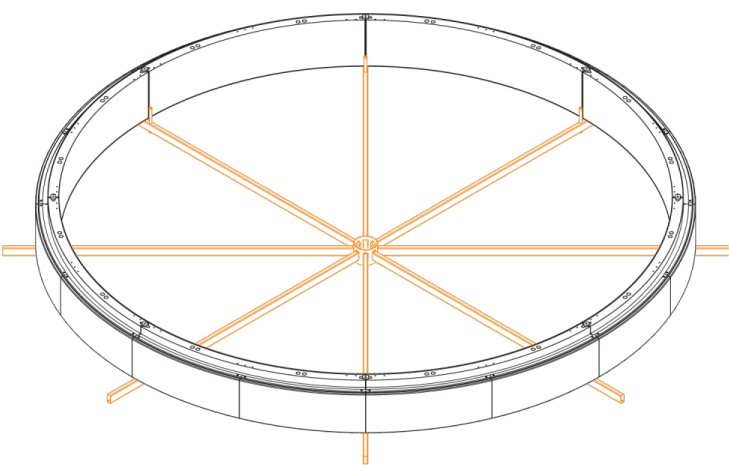
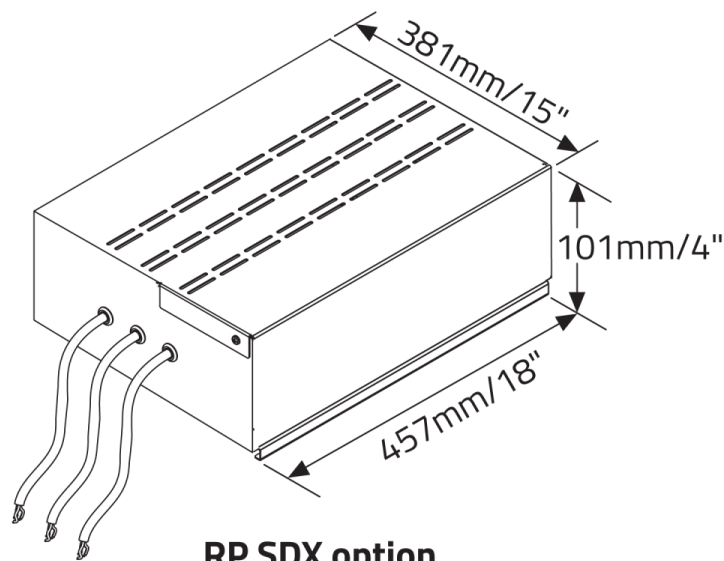
## D. ACCESSORIES

**150A031VE** Umbrella tool for assembly  
(Retains structural integrity during the installation process)

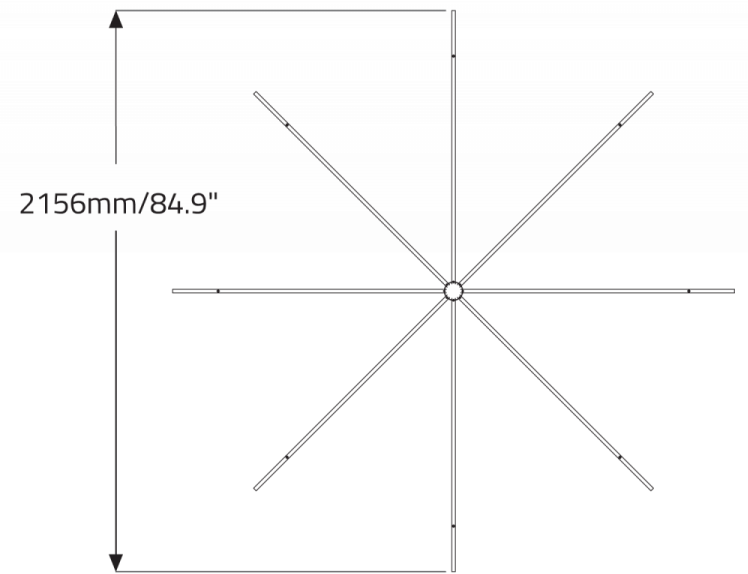
1. One required per order.

BUBBLE RGB™ - 2800

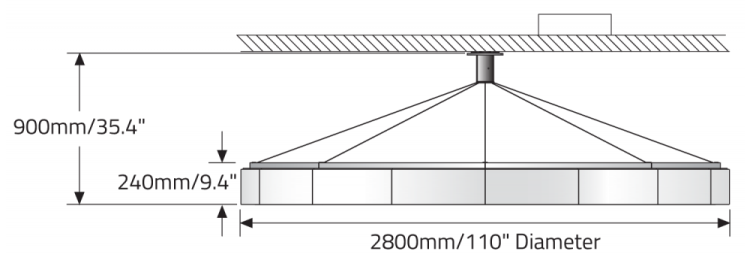
DIMENSIONAL DIAGRAMS



Umbrella tool for assembly

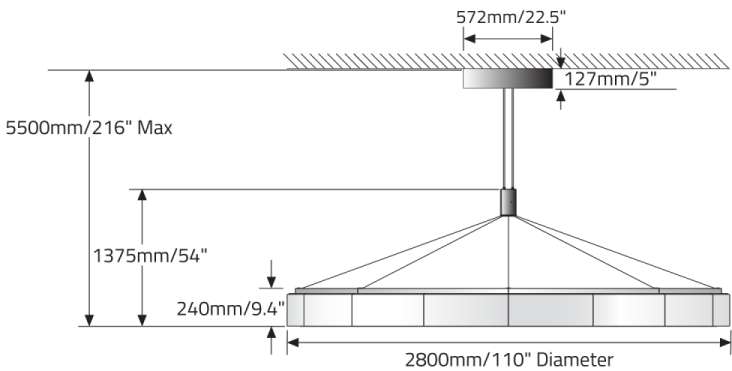


150A031VE UMBRELLA

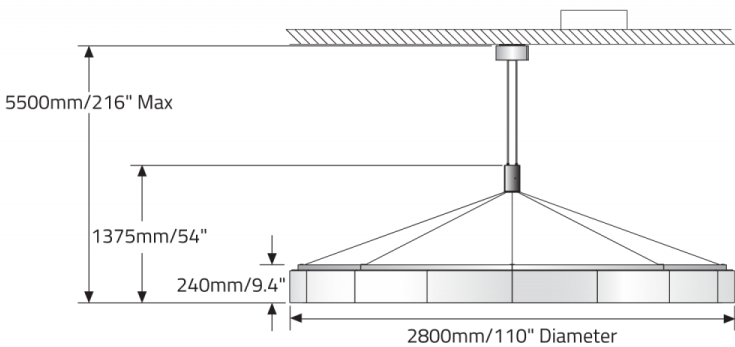


Low Profile Pendant option

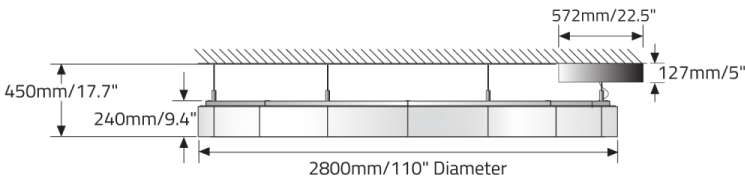
BUBBLE RGB™ - 2800



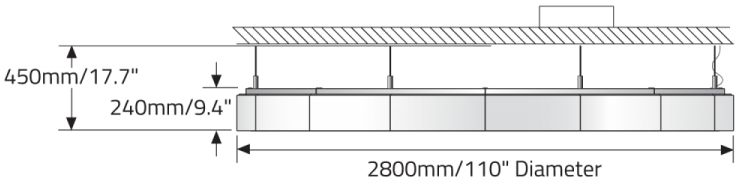
**Adjustable Pendant  
with IPSDX option**



**Adjustable Pendant  
with RPSDX option**



**Ceiling Mounting  
with IPSDX option**



**Ceiling Mounting  
with RPSDX option**