

BUBBLE™ - 2800



Project Name:	Fixture Type:
Fixture Code:	Quantities:

A. LUMINAIRE

BCBBWH886 BCBBWH886

B. CCT

30 3000K (min 80 CRI)      35 3500K (min 80 CRI)      40 4000K (min 80 CRI)

C. POWER SUPPLY

IPS Integral Power Supply      RPS Remote Power Supply

D. SUSPENSION

LP Low Profile Pd (8 suspension cables connected to the central joint)      AP Adjust. Pd (8 cables connected to central joint & 4 adjust. cables)      CM Ceiling Mount (8 suspension cables L=2000mm/79")

LP (Low Profile Pd) option not available with IPS (Integral Power Supply)

E. LUMEN OUTPUT

L0 100% of standard output      L1 Lumen & wattage reduction to approximately 75% of standard output      L2 Lumen & wattage reduction to approximately 50% of standard output      L3 Lumen & wattage reduction to approximately 25% of standard output

Custom reduction percentages available upon request.

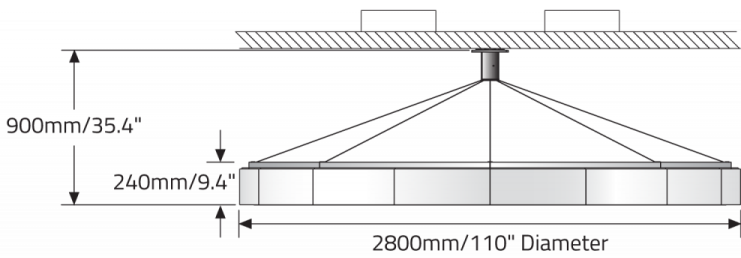
F. ACCESSORIES

150A031VE Umbrella tool for assembly  
(Retains structural integrity during the installation process)

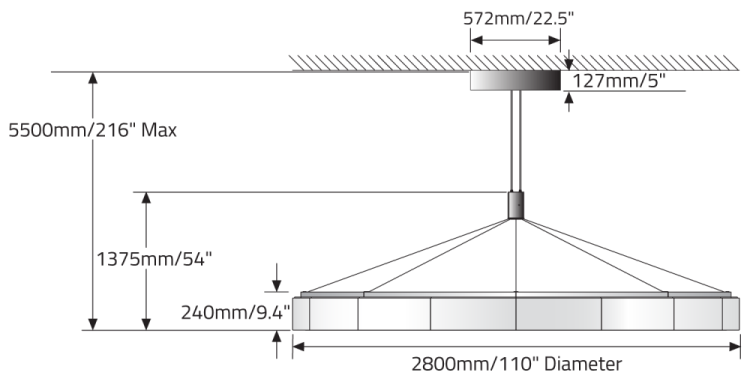
1. One required per order

BUBBLE™ - 2800

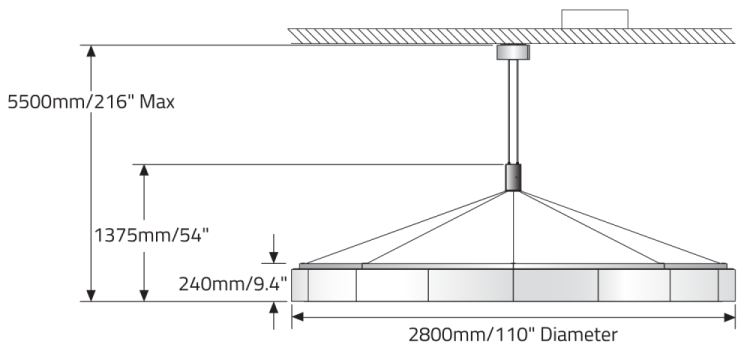
DIMENSIONAL DIAGRAMS



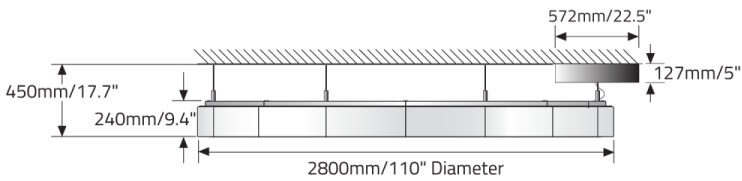
Low Profile Pendant with Remote Power Supply.



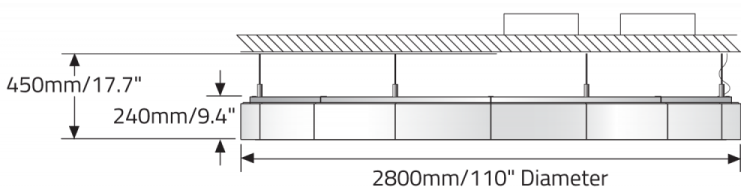
Adjustable Pendant with IPS option



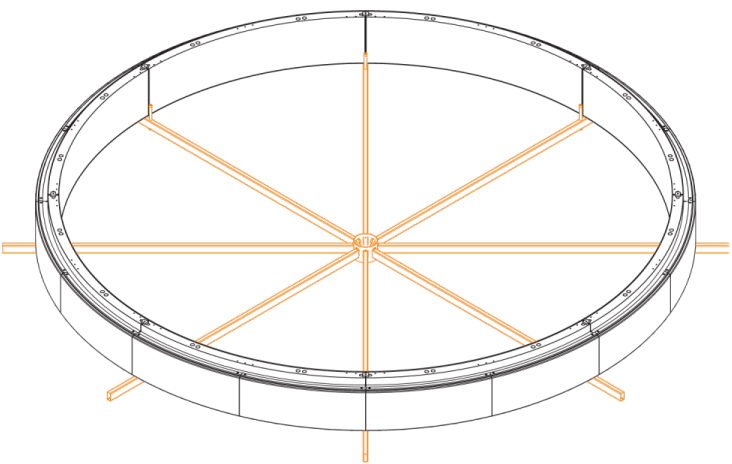
Adjustable Pendant with RPS option



Ceiling Mounting with IPS option

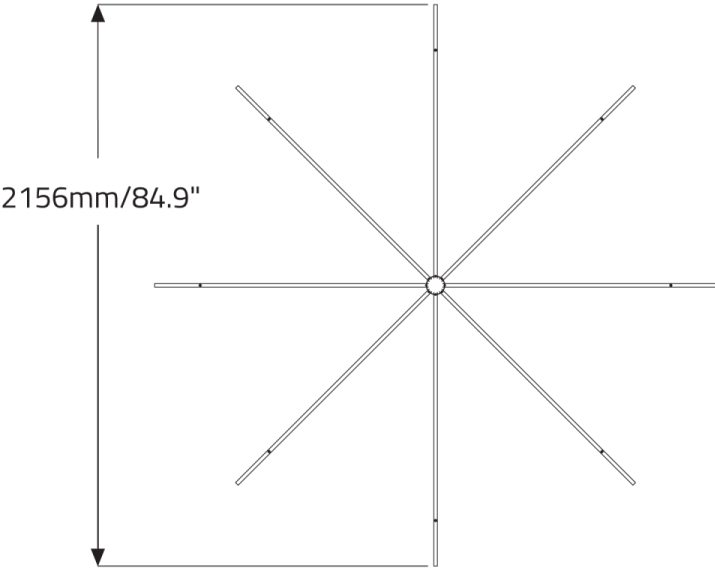


Ceiling Mounting with RPS option

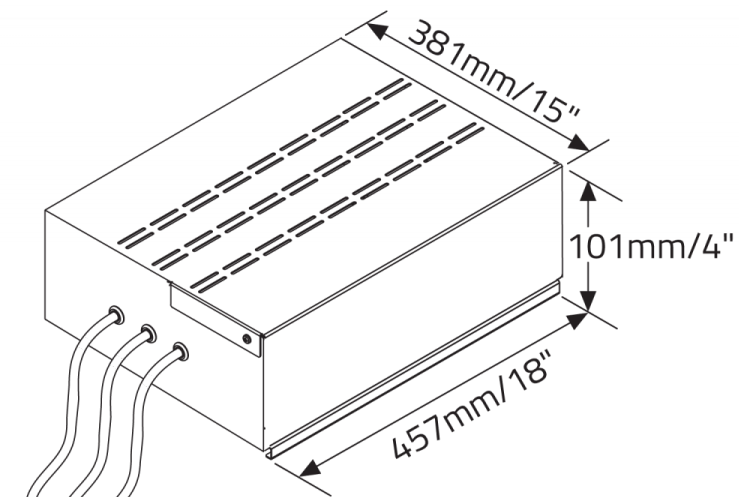


Umbrella tool for assembly

BUBBLE™ - 2800



150A031VE UMBRELLA



RPS Remote power supply box  
(2 required for LP and CM)