

B O G G L E



# INTRO

Boggle brings brains and brawn to professional lighting. Miniature downlights assemble into a linear cluster to provide ultimate performance, with optical definition, better light efficiency and color rendering, and glare-reducing baffles. The curved baffles balance out the rectangular shape and present a tailored aesthetic that adds sophistication to any space. Improved color balance makes Boggle suitable for human-centric spaces.





### Optical Control

Boggle offers a precise 80° beam with a sandblasted optical lens for efficient light distribution and color quality.

### Visual Comfort

The light source is regressed in each cell, increasing the shielding angle and decreasing glare. Black or White baffles enhance visual comfort with a UGR of <9.

### Better Color Rendering

Enriched color rendering with CRI 90+ and increased R9 saturation, makes Boggle particularly suitable for spaces where color appearance is critical, such as grocery stores, museums, and health facilities.

### Circadian Syncing

Shape healthy work environments with biologically effective lighting, using our Tunable White technology ranging from 2700K to 6500K.



# Optical Control

Clustered cells with 80° beam offer precise optical control for better performance as a task light.



# Glare Control


The regressed optic with black or white baffle offers a UGR rating of  $<9$  for superior glare reduction



# Aesthetic Comfort

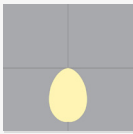
The curved baffles balance out the rectangular form factor and add the finishing touch for an elegant style.

# Optics



## Clear Diffuser - Batwing (Uplight)

120° beam provides even distribution on the ceiling and contributes to the ambient light with the least amount of glare.



## Sandblasted Lens (Downlight)

80° beam with a sandblasted optical lens increases efficiency and ensures precise light distribution.



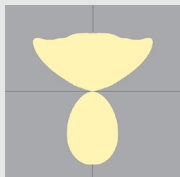




# Aerial View

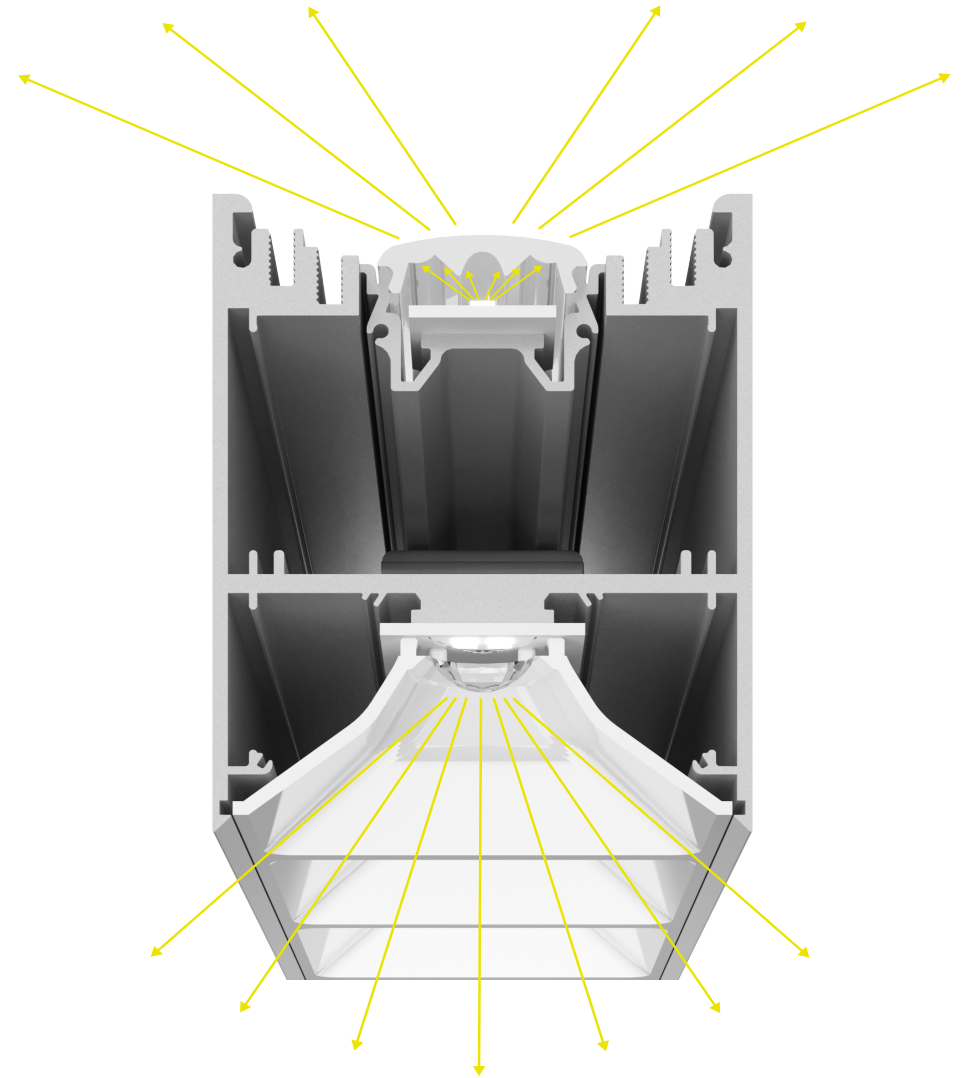
Indirect light is available with the batwing optic which provides a wide distribution of light on the ceiling and contributes to the ambient light with the least amount of glare.

# Light Distribution Pattern




High efficiency custom lens provides batwing distribution with minimal losses for uplight.

The component assembly is designed to maximize efficacy while increasing the shielding angle and reducing glare.



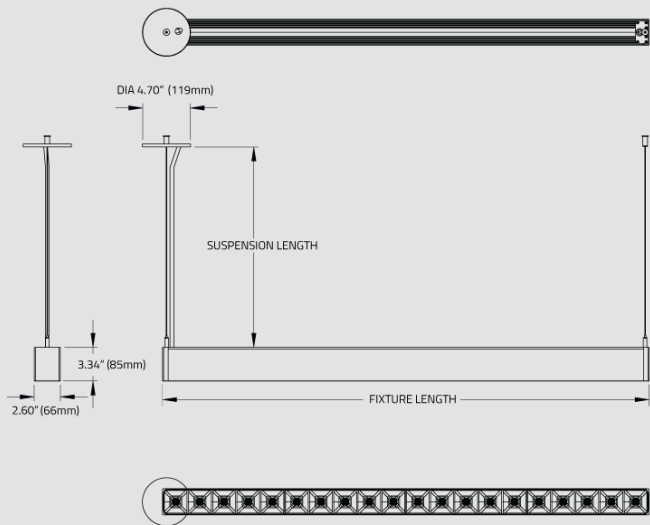

# Baffles








White Glossy  
White Matte  
Black Glossy  
Black Matte

# Maximum Length

Boggle can be configured as a continuous run up to 50' on a single line voltage cable, with increments of 2' and a minimum starting length of 4'.



- 4ft (1220mm) 
- 6ft (1829mm) 
- 8ft (2438mm) 
- 10ft (3048mm) 
- 12ft (3658mm) 

# Continuous Run Connection



Boggle has a simplistic connection mechanism which creates a seamless joint with zero light leak.



# Ceiling








# High Efficacy

Boggle delivers 119 LPW and is the optimal solution for high traffic areas.

# Maximum Length



- 4ft (1220mm) 
- 6ft (1829mm) 
- 8ft (2438mm) 
- 10ft (3048mm) 
- 12ft (3658mm) 






# High Performance

White baffles maximize the light output while disappearing into the ceiling.

Recessed





# Discreet Aesthetic



For a more discreet aesthetic, Boggle is available in recessed mount in lengths of 4', 6', 8', 10', 12' and continuous runs.



# Grid Ceiling Compatible

For grid ceilings, Boggle Recessed is designed with a 6" filler plate at each end and can fit a standard 9/16" or 15/16" ceiling grid for either Flat Lay-in style or Tegular.


# Ceiling Type & Trim



Trim  
Trimless  
Flat Lay-in Grid  
Tegular

# Housing Finishes

- Black Metallic Textured
- Silver Metallic Textured
- White
- Wood Grain - Light Cherry
- Wood Grain - Dark Walnut



# Technical Specifications

## Circuits

Single | Dual (Pendant only)

## CRI

90+

## CCT

3000K | 3500K | 4000K | Tunable White 2700K - 6500K (Direct only)


## Emergency

Integral | Emergency generated circuit

## Dimming Drivers

0-10V Dimming @ 1.0 % and 0.1%, | DSI/switchDim

Dali Dimming @ 1.0 % and 0.1% | PoE





# Power Over Ethernet

## Power Over Ethernet (PoE)

is a technical standard whereby electrical power is transmitted over a hard internet connection via ethernet cables instead of electrical wiring. The technology allows intelligent buildings to fully integrate and centrally control building devices such as alarm systems, security cameras, telephones, printers, and LED lighting. Beta-Calco offers a full line up of PoE enabled luminaires for your PoE infrastructure.

## Benefits of PoE

### Convenience

Ethernet can transmit both power and data which facilitates the integration of multiple devices including LED luminaires into the network infrastructure. This allows lighting fixtures to be installed where main power is not available and take advantage of the pre-existing network. Centralized control and administration makes troubleshooting and power management easier.

### Cost Effectiveness

PoE presents cost savings in the time, equipment, and labour involved in installing electrical power. Troubleshooting luminaires does not require a qualified electrician and is managed by the network. The convenience of network accessibility means that lighting can be installed where it is too difficult, thus costly, to install power lines.

### Flexibility

The scalability of network technology provides the flexibility of installing lighting anywhere in a building. Expanding the number of luminaires in a space is significantly easier, as well as repositioning should the architecture change during construction. The flexibility to reposition fixtures provides ease of adapting the lighting to changes in space layout.

### Simplicity

Installation of network connections is much simpler than electrical. The absence of electrical wires means a more organized wiring closet, making troubleshooting of connections more efficient. Central administration of PoE makes power and energy management easier and more effective.





Since 1941, we have held a passion for designing cutting-edge professional lighting that changes how spaces are illuminated while upholding the enduring principles of quality and craftsmanship.

Our objective is to work in lockstep with our clients by developing innovative products that meet their variegated design needs and comply with the latest energy and construction standards. Furthermore, our manufacturing infrastructure allows us to scale products and satisfy niche design requirements.

We use leading-edge wellness technologies including BIOS, Tunable White, and Dim to Warm; and employ open-source connectivity to intelligent control systems, including Power over Ethernet.

Our customer-centric approach to service and product design is the basis of our reputation and how we have become a key lighting supplier across the globe.

[betacalco.com](https://betacalco.com)

[sales@betacalco.com](mailto:sales@betacalco.com)

