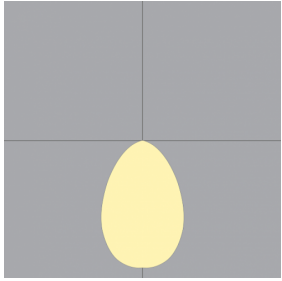



1 PERFORMANCE DATA

DIRECT COMFORT (DD4)




| LUMEN/FT | WATT/FT | LPW |
|----------|---------|-----|
| 900 | 12 | 78 |
| 700 | 9 | 81 |
| 500 | 6 | 84 |
| 300 | 3 | 91 |

INDIRECT BATWING (UD1)



| LUMEN/FT | WATT/FT | LPW |
|----------|---------|-----|
| 1350 | 11 | 122 |
| 1100 | 9 | 124 |
| 900 | 7 | 130 |
| 700 | 5 | 133 |
| 500 | 4 | 139 |
| 300 | 2 | 151 |

INDIRECT ASYMMETRIC (UD3)



| LUMEN/FT | WATT/FT | LPW |
|----------|---------|-----|
| 900 | 11 | 81 |
| 700 | 9 | 82 |
| 500 | 6 | 86 |
| 300 | 3 | 91 |