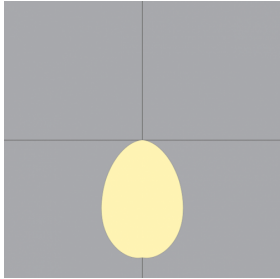



**1** PERFORMANCE DATA

**DIRECT COMFORT DIFFUSER  
(WITH SIDE REVEAL) (DD4)**



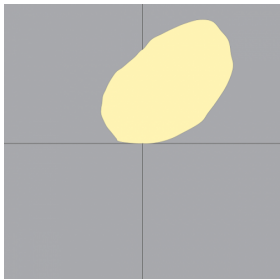
LUMEN/FT	WATT/FT	LPW
1400	13	107
1200	11	110
1000	9	113
800	7	116
600	5	121
400	3	126
200	2	133

**INDIRECT BATWING (UD1)**



LUMEN/FT	WATT/FT	LPW
1650	13	134
1400	11	138
1000	9	142
800	7	146
600	6	150
400	4	155
200	3	161
	1	168

**INDIRECT ASYMMETRIC  
(UD3)**



LUMEN/FT	WATT/FT	LPW
1200	13	97
1000	10	100
800	9	102
600	6	107
400	4	109
200	2	112