

TIAL™ - SUSPENDED

Project Name:	Fixture Type:
Fixture Code:	Quantities:



TIAL™ - SUSPENDED

GENERAL SPECIFICATION

Body and trim

Steel and aluminum.

Diffusers

Frosted acrylic.

Power cable

None, power over suspension cable.

PoE

Tial can integrate into your data network via Power over Ethernet (PoE) connectivity.

L70 @25°C (77°F)

> 50,000 hrs.

Approvals

Damp Location (Indoor use only).

Finish

Driver enclosure, white powder coated. Bezel, frosted acrylic.

Suspension

Stainless steel cables.

Drivers

Integral, HPF electronic drivers for 120-277V (EU-240V), 0-10V, 1% dimming standard.

Mechanical

Luminaires mount directly over J box (by others - North America only).

Delivered Lumens

Delivered lumens & LPW based on 4000K (min 80 CRI), White LEDs only.


MOUNTING & OPTICS



Suspended Direct



Suspended Direct/Indirect



Direct



Direct-indirect

TIAL™ - SUSPENDED

HOW TO ORDER

A. LIMINAIRE

271000 A Type, Direct, 2665 lms	271002 B Type, Direct, 3031 lms	271004 C Type, Direct, 3592 lms	271010 A Type, Direct/Indirect, 5954 lms
271020 B Type, Direct/Indirect, 6298 lms	271040 C Type, Direct/Indirect, 6854 lms		

Recommended minimum suspension length for direct/indirect version: 12" for White LEDs, 24" for Colored LEDs

B. CCT (DIRECT)

D30 3000K (min 80 CRI)	D35 3500K (min 80 CRI)	D40 4000K (min 80 CRI)
-------------------------------	-------------------------------	-------------------------------

C. CCT/COLOR (INDIRECT)

N30 3000K (min 80 CRI)	N35 3500K (min 80 CRI)	N40 4000K (min 80 CRI)	NRD Red
NGN Green	NBL Blue		

D. OPTIONS

EM Integral Emergency

E. OPTIONAL LOW VOLTAGE

EV Low Voltage

To be used with DE only.

F. OPTIONAL DIMMING

DE PoE

DE must be used with EV only.

TIAL™ - SUSPENDED

TECHNICAL DATA

LUMINAIRE

Recommended minimum suspension length for direct/indirect version: 12" for White LEDs, 24" for Colored LEDs

Code	271000	271002	271004	271010	271020	271040
Type	A	B	C	A	B	C
Light Direction	Direct	Direct	Direct	Direct/Indirect	Direct/Indirect	Direct/Indirect
Power	23W	27W	32W	51W	55W	60W
Delivered lms	2665	3031	3592	5954	6298	6854
LPW	112	112	112	116	115	115

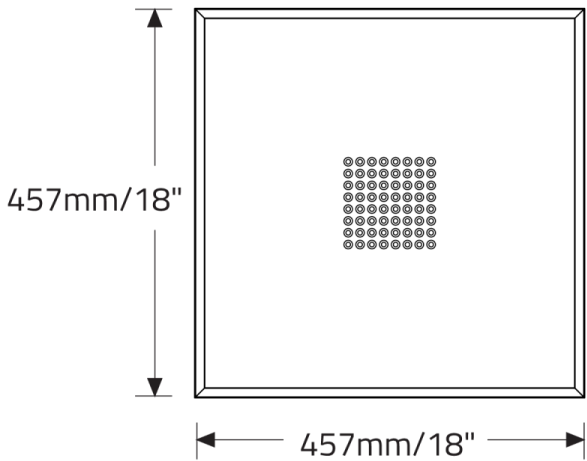
APPROVALS



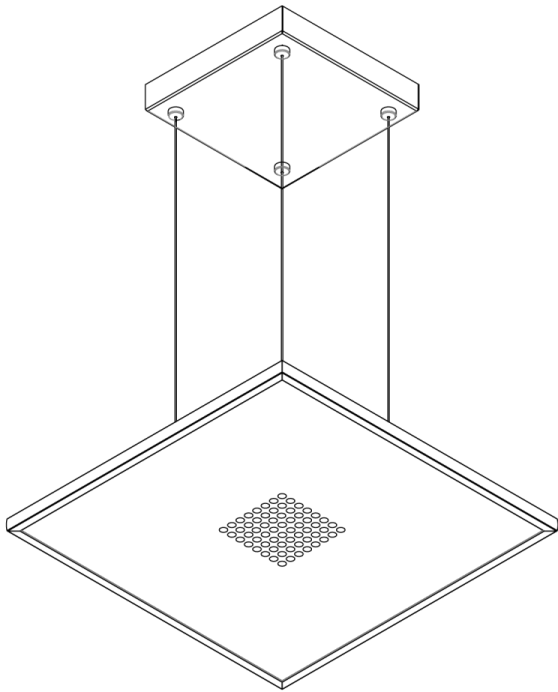
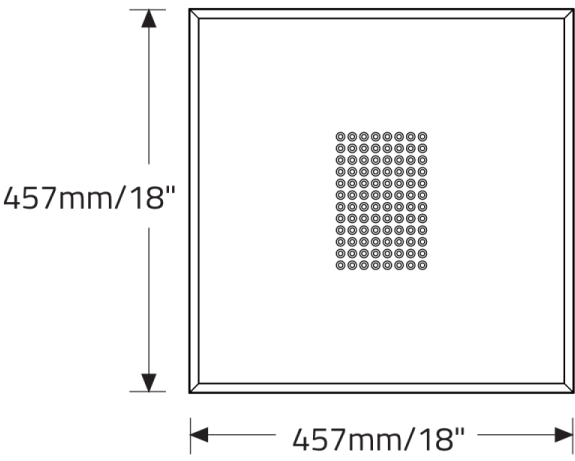
TIAL™ - SUSPENDED

DIMENSIONAL DIAGRAMS

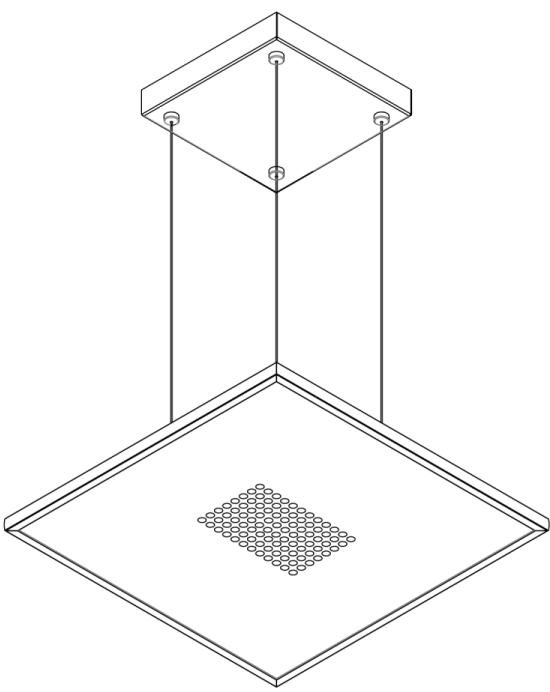
Type A pattern



Type B pattern



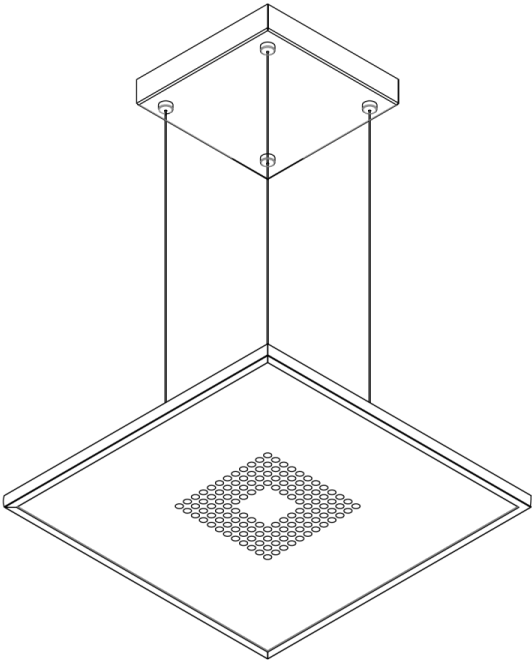
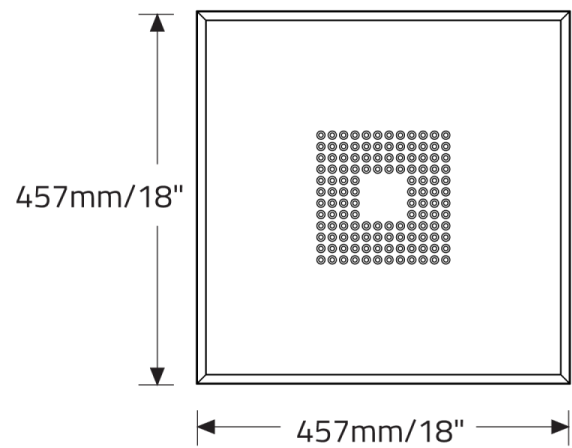
ISO VIEW



ISO VIEW

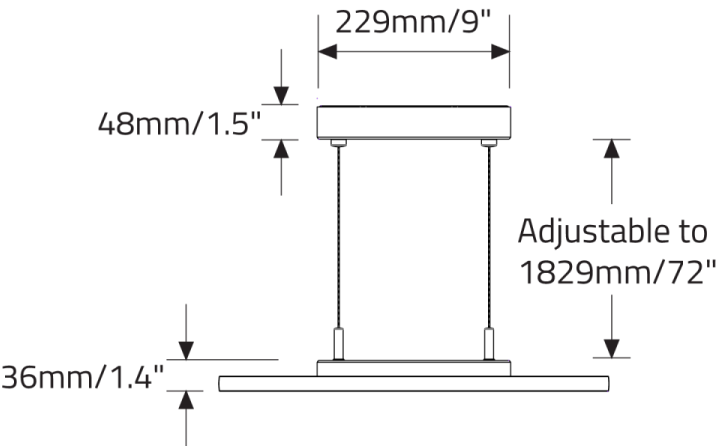
TIAL™ - SUSPENDED

Type C pattern



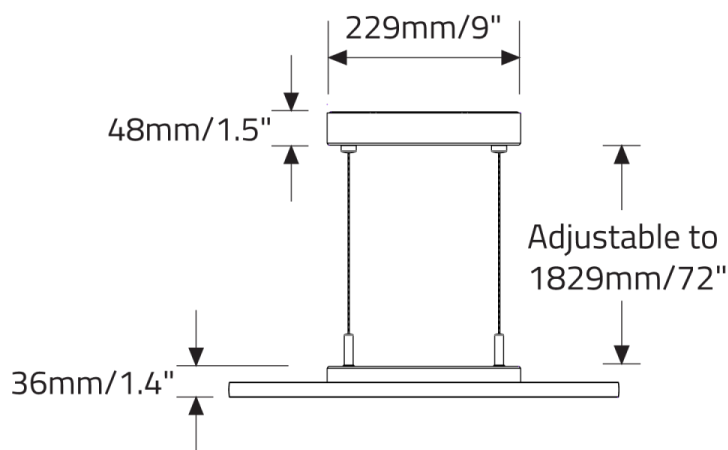
ISO VIEW

Direct only - Type A

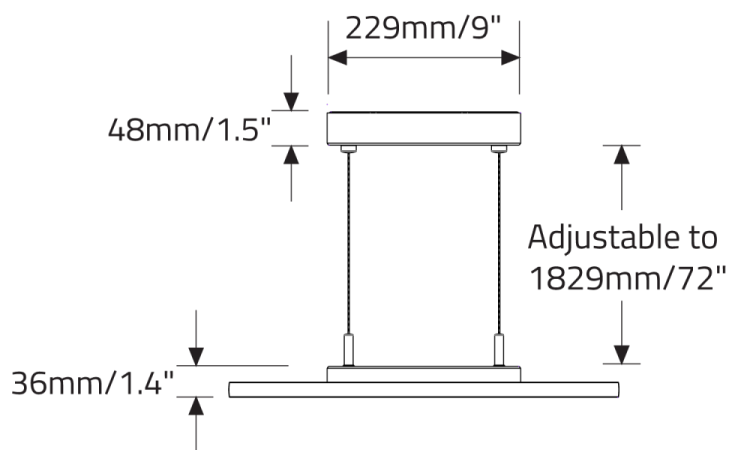


TIAL™ - SUSPENDED

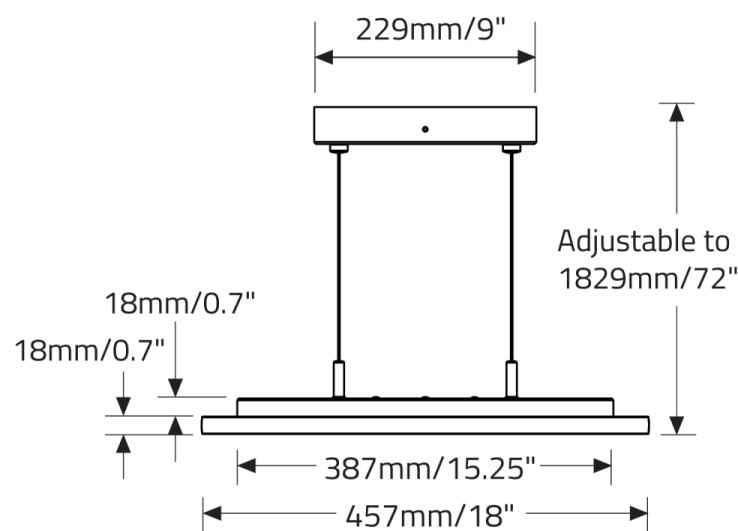
Direct only - Type B



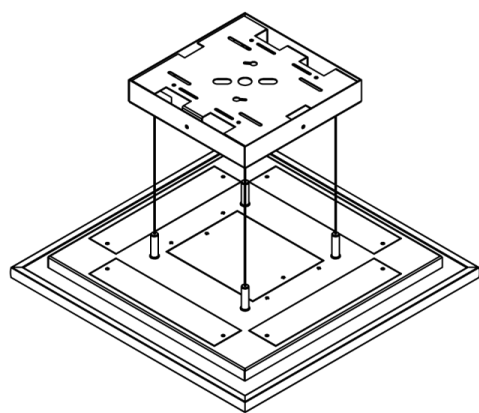
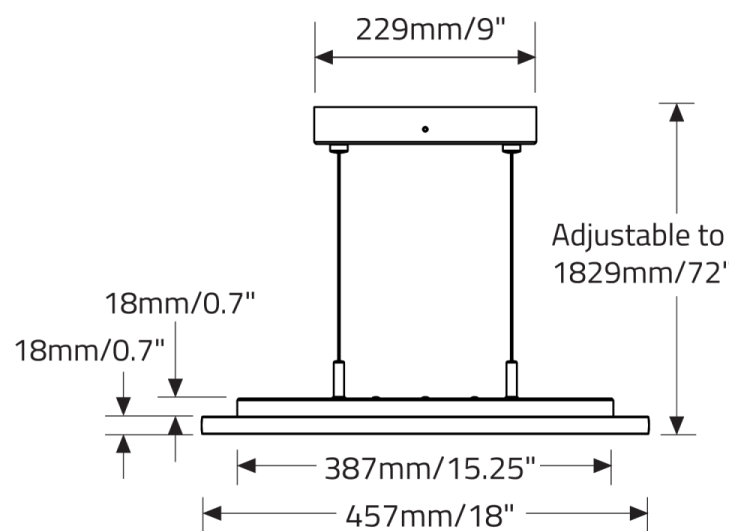
Direct only - Type C



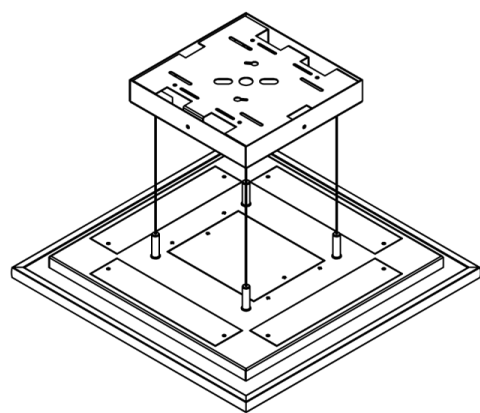
Direct/Indirect - Type A



Direct/Indirect - Type B



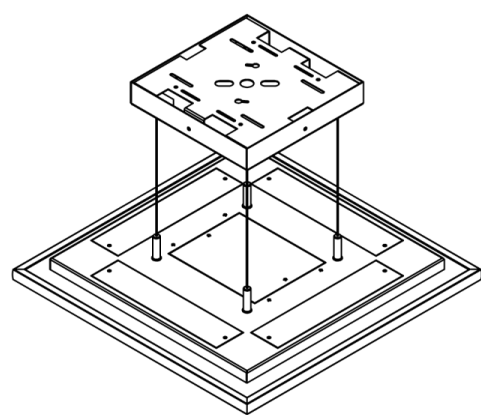
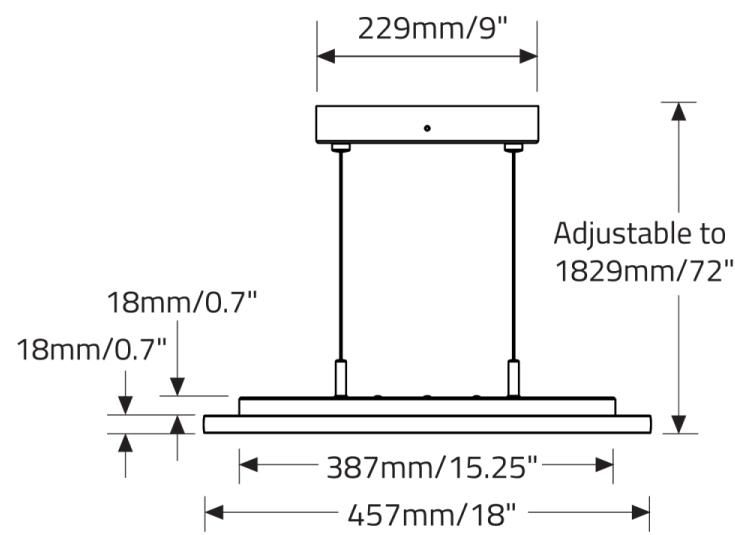
Uplight - ISO VIEW



Uplight - ISO VIEW

TIAL™ - SUSPENDED

Direct/Indirect - Type C



Uplight - ISO VIEW