

BUBBLE RGB™ - 600/1000/1800

Project Name:	Fixture Type:
Fixture Code:	Quantities:



BUBBLE RGB™ - 600/1000/1800

GENERAL SPECIFICATION

Housing

Round metal frame consisting of modules combined together for electrical and mechanical connection. Bubbles supplied in the following diameters: 600mm (23.6") 1000mm (39.4") and 1800mm (70.9").

Drivers/power supplies

Luminaires supplied with electronic drivers/DMX interfaces, 120/277V.

RGB control

Luminaires require a DMX controller by others.

Finish

White RAL 9003.

Diffusers

Injection molded, UV stabilized, opal polycarbonate. Diffusers are sectional with subtle but visible seams. Bubble 600, 3 diffusers; Bubble 1000, 3 diffusers and Bubble 1800, 8 diffusers.

Power cables

Luminaires supplied with 7.8m/20' of cable. Cables can be extended to a maximum overall distance of 20m/64'. *Custom cable lengths can be supplied to special order.*

Mechanical

Luminaires mount directly over a junction box.

Delivered Lumens

Delivered lumens & LPW based on 3000K (min 80 CRI).

MOUNTING & OPTICS



Suspended 2 sides

BUBBLE RGB™ - 600/1000/1800

HOW TO ORDER

A. LUMINAIRE

AM1 AM1	AM2 AM2	AM3 AM3
----------------	----------------	----------------

B. INTEGRAL POWER SUPPLY

BD0 Canopy with power supply and DMX interface not required	BD1 Canopy with power supply and DMX interface for Bubble 600	BD2 Canopy with power supply and DMX interface for Bubble 1000	BD3 Canopy with power supply and DMX interface for Bubble 1800
--	--	---	---

C. REMOTE POWER SUPPLY

BE0 Remote power supply with DMX interface not required	BE1 Remote power supply with DMX interface for Bubble 600	BE2 Remote power supply with DMX interface for Bubble 1000	BE3 Remote power supply with DMX interface for Bubble 1800
--	--	---	---

D. CANOPY - REMOTE POWER SUPPLY

Y0 Canopy for load bearing ceilings not required	Y1 Canopy for load bearing ceilings (max 70lbs for Bubble 600 & 1000	Y2 Canopy for load bearing ceilings (max 220lbs for Bubble 1800	Y3 Canopy for false ceilings or similar (cables anchored to load bearing ceiling)
---	---	--	--

For luminaires with remote power supply only.

E. SURFACE MOUNTING KITS

BC0 Surface mounting kit not required	BC1 Surface mounting kit for Bubble 600	BC2 Surface mounting kit for Bubble 1000	BC3 Surface mounting kit for Bubble 1800
--	--	---	---

For use with luminaires with **remote** power supply only. **Must be ordered with Y3 canopy.**

BUBBLE RGB™ - 600/1000/1800

TECHNICAL DATA

LUMINAIRE

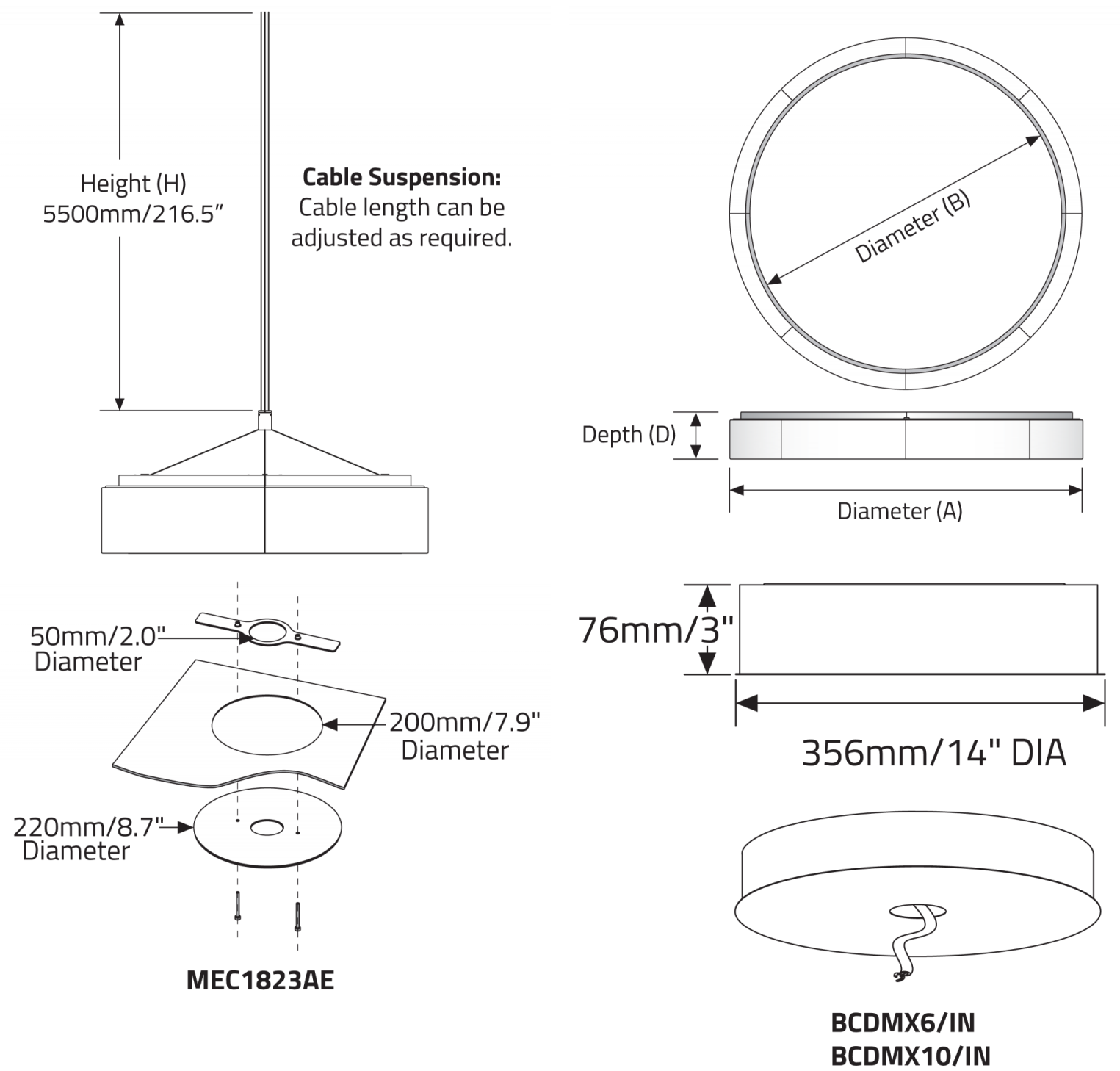
Code	AM1	AM2	AM3
Wattage	45W RGB	80W RGB	156W RGB
Diameter (A)	23.6"	39.4"	70.9"
Diameter (B)	17.3"	31.5"	63.0"
Depth (D)	7.5"	7.5"	7.5"
Weight	17.9lbs	35.5lbs	72.8lbs

APPROVALS

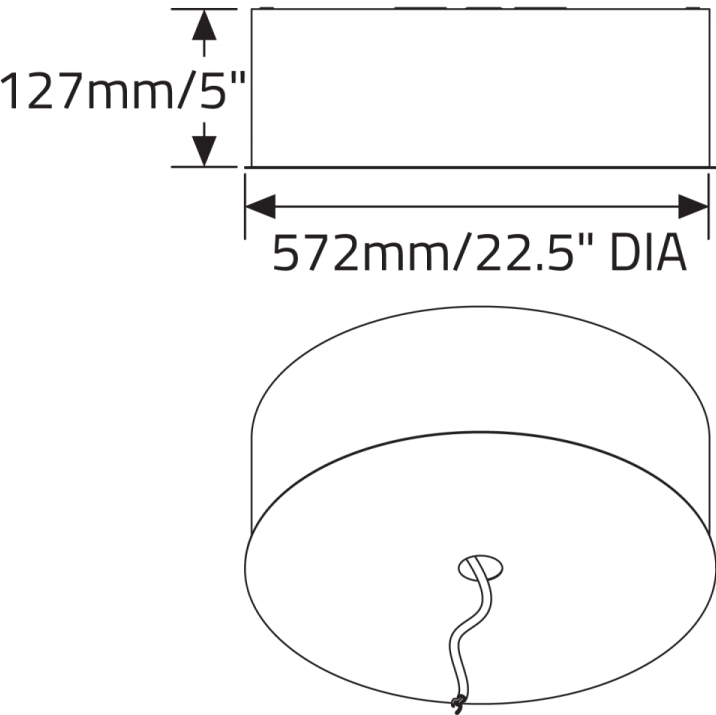


BUBBLE RGB™ - 600/1000/1800

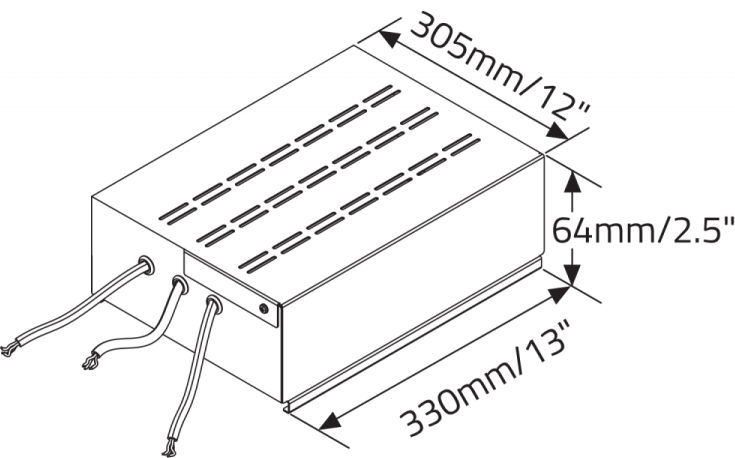
DIMENSIONAL DIAGRAMS



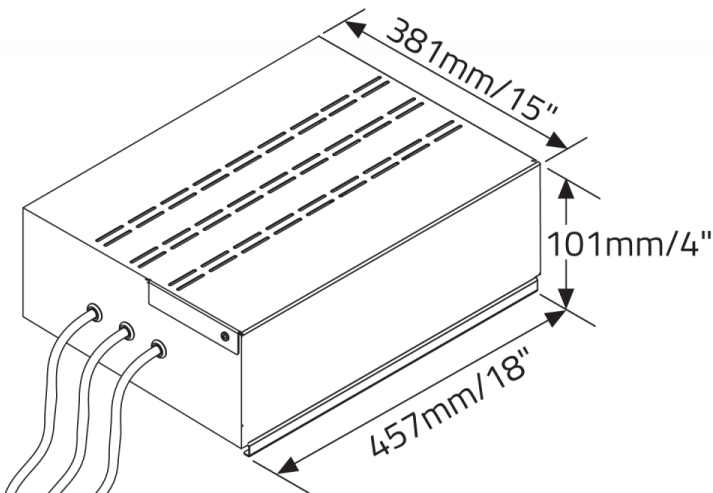
BUBBLE RGB™ - 600/1000/1800



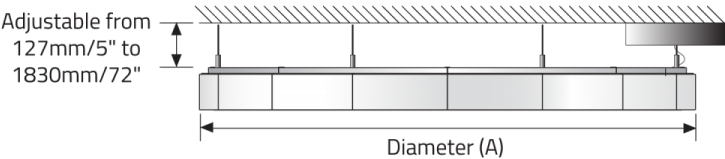
BCDMX18/IN



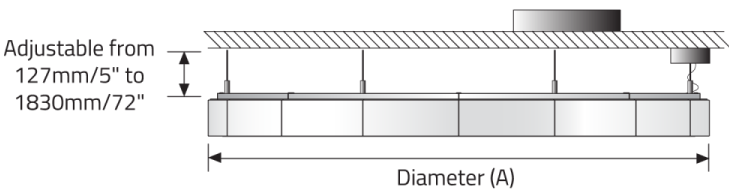
BCDMX18/R



BCDMX6/R
BCDMX10/R



Surface mount - Integral Power supply



Surface mount - Remote Power supply