

# WARP HEMI™ - POWER CORD SUSPENSION

Project Name:	Fixture Type:
Fixture Code:	Quantities:



WARP HEMI™ - POWER CORD SUSPENSION



# WARP HEMI™ - POWER CORD SUSPENSION

Our dual circuit luminaire delivers high efficiency diffused, spot and direct light, allowing you to transition from general ambient to mood lighting. Available in two sizes 18" & 24", the **WARP** family offers two styles of pendant plus a ceiling mounted version. The color temperature of each light source can be individually selected to deliver an effect best suited to the application. New to the WARP are a wide array of contemporary decorative colors to accent your architectural scene.

## GENERAL SPECIFICATION

### Body

Aluminum and steel.

### Suspension

Steel cables.

### Drivers

HPF electronic drivers for 120-277V, 347V, (EU-240V)

### Mechanical

Luminaires mount directly to a J box (by others - North America only).

### Integral emergency system

Emergency option provides a 1.5 hour (3 hours for EU) emergency lighting facility. The self contained system includes the inverter module, NiCad batteries, LED charge indicator and test switch (NA only). Integral emergency EU luminaires have a 10.5" (270mm) DIA x 2" (48mm) height canopy with LED charge indicator. Not available with a 347V supply.

### Delivered lumens

Delivered lumens & LPW based on 4000K (min 80 CRI).

### Design

US Pat. No. D897,589

### Canopy finish

Powder coated.

### Power cable

Silver braided.

### Diffuser

Acrylic.

### L70 @25°C

> 50,000 hrs.

### Remote emergency

Emergency option provides a 1.5 hour (3 hours for EU) emergency lighting facility. The remote system includes the inverter module, NiCad batteries and a remote wall/ceiling LED charge indicator and test switch (NA only) Maximum distance between wall/ceiling plate and luminaire is 15' (4.5m). Test switch fits a single gang box (not supplied).

### Approvals

Damp Location (Indoor use only).

### Designed by

Serge Cornelissen.

## MOUNTING & OPTICS



Suspended Direct



# WARP HEMI™ - POWER CORD SUSPENSION

## HOW TO ORDER

### A. LUMINAIRE

**WAHP1P18** 18", 3300 lms                      **WAHP1P24** 24", 4900 lms

### B. LUMENS

**LMA0200** 2000 lm                      **LMA0330** 3300 lm                      **LMA0490** 4900 lm <sup>1</sup>

<sup>1</sup> Available for WAHP1P24 only.

### C. CRI

**CR80** CRI 80+

### D. CCT

**CTA27** 2700K                      **CTA30** 3000K                      **CTA35** 3500K                      **CTA40** 4000K

### E. VOLTAGE

**V1** 120/277V                      **V2** 240V <sup>1</sup>                      **V3** 347V <sup>2</sup>

<sup>1</sup> Not available in North America.  
<sup>2</sup> Available with DA01 dimming only.

### F. DIMMING

**DA01** 0-10V Dimming 1.0%  
**DA30** DSI/switchDim <sup>1 2</sup>                      **DA02** 0-10V Dimming 0.1% <sup>1</sup>                      **DA20** DALI Dimming 0.1% <sup>1</sup>                      **DA21** DALI Dimming 1.0% <sup>1</sup>

<sup>1</sup> Not available with 347V.  
<sup>2</sup> Not available in North America.

### G. FIXTURE FINISH

**FA01** White                      **FA02** Black Metallic - Textured                      **FA20** Silver Metallic - Textured                      **FA25** Gold Metallic - Textured  
**FA45** Copper Metallic                      **FA44** Midnight Blue Metallic - Textured                      **FA46** Charcoal Metallic - Textured                      **FA47** Bronze Metallic - Textured  
**FA52** Champagne Metallic                      **FA53** Red Metallic - Textured

### H. CANOPY FINISH

**CF01** White                      **CF02** Black Metallic - Textured                      **CF20** Silver Metallic - Textured                      **CF25** Gold Metallic - Textured  
**CF44** Midnight Blue Metallic - Textured                      **CF45** Copper Metallic                      **CF46** Charcoal Metallic - Textured                      **CF47** Bronze Metallic - Textured  
**CF52** Champagne Metallic                      **CF53** Red Metallic - Textured

### I. EMERGENCY

**E0** Not required                      **E1** Emergency system - Integral                      **E2** Emergency system - Remote

### J. DOWNLIGHT SPOT

**DL00** Not required                      **DL27** Downlight 28W, 2700K (1730 delivered lms)                      **DL30** Downlight 28W, 3000K (1799 delivered lms)                      **DL35** Downlight 28W, 3500K (1854 delivered lms)  
**DL40** Downlight 28W, 4000K (1858 delivered lms)

### CIRCUITS

**CS1** Single circuit                      **CS2** Dual circuit


# WARP HEMI™ - POWER CORD SUSPENSION

## TECHNICAL DATA


### LUMINAIRE

Code	WAHP1P18	WAHP1P24
Diameter (A)	18"	24"
Light Direction	Direct	Direct
Wattage	22W	34W
Delivered lms	3300	4900
LPW	146	145
Height (B)	6"	6.5"


### FIXTURE FINISH




White




Black Metallic -  
Textured




Silver Metallic -  
Textured




Gold Metallic -  
Textured




Copper Metallic




Midnight Blue Metallic -  
Textured




Charcoal Metallic -  
Textured



Bronze Metallic -  
Textured




Champagne Metallic




Red Metallic -  
Textured


### CANOPY FINISH




White




Black Metallic -  
Textured




Silver Metallic -  
Textured




Gold Metallic -  
Textured




Midnight Blue Metallic -  
Textured




Copper Metallic




Charcoal Metallic -  
Textured



Bronze Metallic -  
Textured



Champagne Metallic



Red Metallic -  
Textured

### APPROVALS











# WARP HEMI™ - POWER CORD SUSPENSION

## DIMENSIONAL DIAGRAMS

