



## GENERAL SPECIFICATION

**Body and trim:** Steel and aluminum.

**Finish:** Powder coated or plated as listed.

**Diffusers:** Opal polycarbonate.

**Drivers:** HPF electronic, 120-277V (EU-240V). 0-10V, 1% dimming standard.


**Luminaire orientation:** Ceiling or wall.

**Mechanical:** Mounts directly to a junction box (by others - North America only).

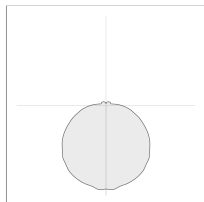
**Delivered Lumens:** Delivered lumens & LPW based on 3000K (min 80 CRI).

**Approvals:** Damp Location (Indoor use only).

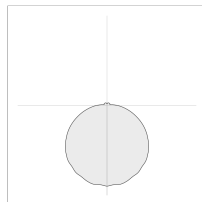
## MOUNTING & OPTICS



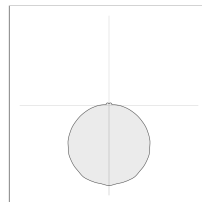
Ceiling



68 1680



68 2180



68 2183

## HOW TO ORDER

### A SPECIFY LUMINAIRE

Code	Power (LED)	Delivered lms	LPW	Diameter (A)	Depth (D)	Weight
<b>68 1680</b>	28W	1894	68	15.7" (398mm)	4" (101mm)	4lb (1.8kg)
<b>68 2180</b>	28W	2002	71	20.8" (527mm)	4" (101mm)	5.5lb (2.5kg)
<b>68 2183</b>	36W	2638	73	20.8" (527mm)	4" (101mm)	5.5lb (2.5kg)

### B SPECIFY CCT

<b>30</b>	3000K (min 80 CRI)
<b>35</b>	3500K (min 80 CRI)
<b>40</b>	4000K (min 80 CRI)

### C SPECIFY FINISH

<b>WH</b>	White
<b>MS</b>	Silver Metallic
<b>SN</b>	Satin Nickel
<b>OT</b>	Other painted finish (RAL number required)
<b>F40</b>	Other Non-RAL painted finish (sample chip required)

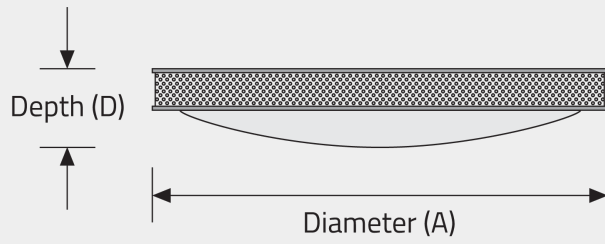
#### Additional Information

OT & BL1 have a one time set-up charge regardless of quantity.

### EXAMPLE CODE

681680/35/MS

## DIMENSIONAL DIAGRAMS



## APPROVALS

