



## GENERAL SPECIFICATION

**Body and trim:** Die-cast aluminium.

**Finish:** Silver powder coated, RAL9006.

**Front fascia:** Injection molded plastic, UV stabilised, painted RAL9006. Front fascia can be custom painted to special order (Consult factory).

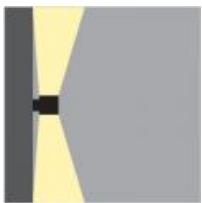
**Gasketing:** Heat resistant silicone.

**Drivers:** HPF, electronic for 120-277V (EU-240V).

**Minimum Starting Temperature:** -30°C.

**Delivered Lumens:** Delivered lumens & LPW based on 3000K (min 80 CRI).


## MOUNTING & OPTICS




Ext-Wall Up/Down



Narrow



Medium



Twin Narrow

## HOW TO ORDER

### A SPECIFY LUMINAIRE

Code	2 x 3W	Beam	Delivered lms
66 2004	Narrow Beam	10°	2 x 236
66 2014	Medium/Narrow Beam	40°/10°	2 x 236
66 2024	Medium Beam	40°	2 x 236
66 2034	Twin/Narrow Beam	2x5°/10°	2 x 236
66 2044	Twin Beam	2x5°	2 x 236

### B SPECIFY CCT

30	3000K (min 80 CRI)
40	4000K (min 80 CRI)
B	Blue

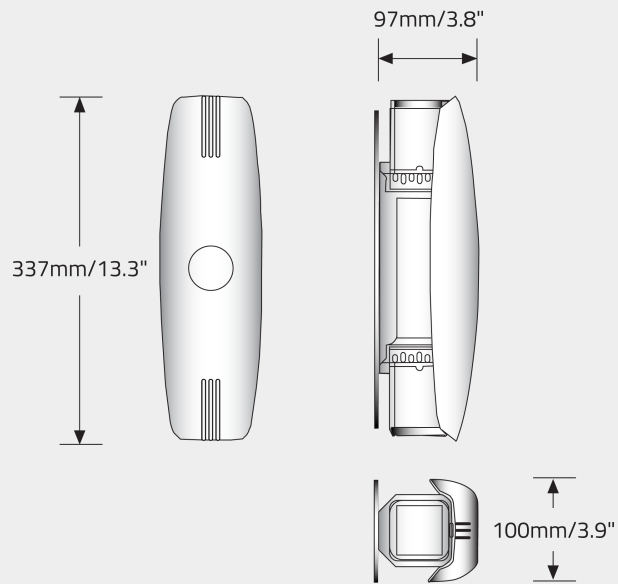
### C SPECIFY DIMMING

DB	Dimming 0-10V (10%)
----	---------------------

### EXAMPLE CODE

662004/40

## DIMENSIONAL DIAGRAMS



## APPROVALS

