



## GENERAL SPECIFICATION

**Body and trim:** Steel and aluminum.

**Finish:** Powder coated or plated as listed.

**Diffusers:** Opal polycarbonate.

**Drivers:** HPF electronic, 120-277V (EU-240V). 0-10V, 1% dimming standard.


**Luminaire orientation:** Ceiling or wall.

**Mechanical:** Mounts directly to a junction box (by others - North America only).

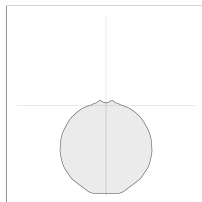
**Delivered Lumens:** Delivered lumens & LPW based on 3000K (min 80 CRI).

**Approvals:** Damp Location (Indoor use only).

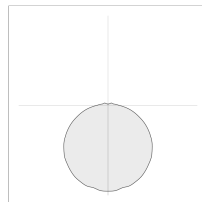
## MOUNTING & OPTICS



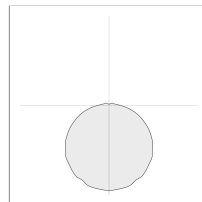
Ceiling



68 1690



68 2190



68 2193

## HOW TO ORDER

### A SPECIFY LUMINAIRE

| Code           | Power (LED) | Delivered lms | LPW | Diameter (A)  | Depth (D)  | Weight        |
|----------------|-------------|---------------|-----|---------------|------------|---------------|
| <b>68 1690</b> | 28W         | 2056          | 73  | 15.7" (398mm) | 4" (101mm) | 4lb (1.8Kg)   |
| <b>68 2190</b> | 28W         | 2167          | 77  | 20.8" (527mm) | 4" (101mm) | 5.5lb (2.5Kg) |
| <b>68 2193</b> | 36W         | 2856          | 80  | 20.8" (527mm) | 4" (101mm) | 5.5lb (2.5Kg) |

### B SPECIFY CCT

|           |                    |
|-----------|--------------------|
| <b>30</b> | 3000K (min 80 CRI) |
| <b>35</b> | 3500K (min 80 CRI) |
| <b>40</b> | 4000K (min 80 CRI) |

### C SPECIFY FINISH

|            |   |
|------------|---|
| <b>WH</b>  | White   |
| <b>MS</b>  | Silver Metallic                                     |
| <b>SN</b>  | Satin Nickel  |
| <b>F39</b> | Other painted finish (RAL number required)          |
| <b>F40</b> | Other Non-RAL painted finish (sample chip required) |

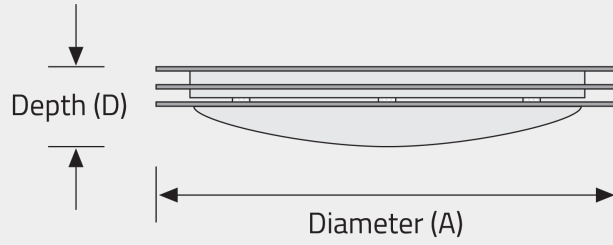
#### Additional Information

F39 & F40 have a one time set-up charge regardless of quantity.

### EXAMPLE CODE

681690/35/MS

## DIMENSIONAL DIAGRAMS



## APPROVALS



DAMP  
LOCATION



IP20