

GENERAL SPECIFICATION

Body: Aluminium.

Finish: Powder coated.

Diffusers: Frosted Polycarbonate.

Drivers: Remote, HPF electronic drivers for 120-277V (EU-240V), 0-10V, 1% dimming standard. Wire size 18 AWG - max distance (from fixture to drivers) 40', wire size 16 AWG - max distance 60', wire size 14 AWG - max distance 90'. Drivers must be accessible after installation.

L70 @25deg C: > 50,000 hrs.

Delivered Lumens: Delivered lumens & LPW based on 3000K (min 80 CRI) for White LEDs only.

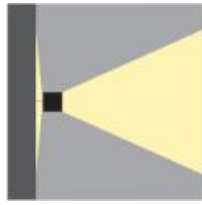
MOUNTING & OPTICS



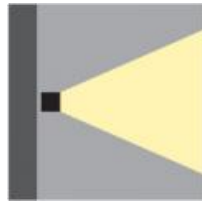
Ceiling Direct/Indirect



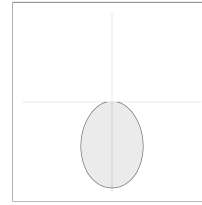
Ceiling Direct



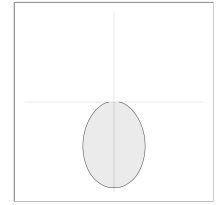
Wall Direct/Indirect



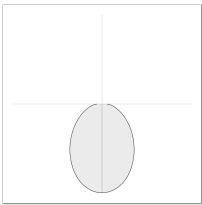
Wall Direct



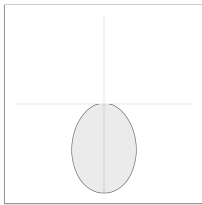
98 3405



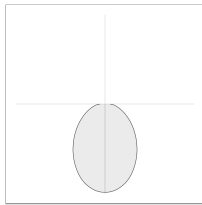
98 3410



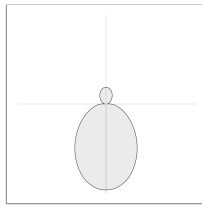
98 3420



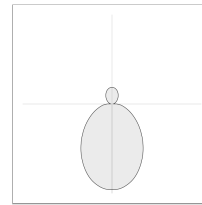
98 3430



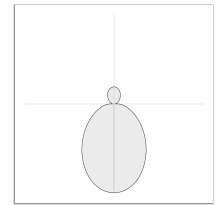
98 3440



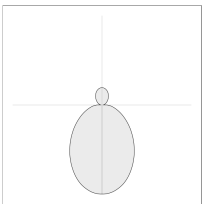
98 3505



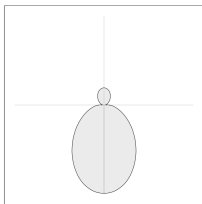
98 3510



95 3520



98 3530



98 3540

HOW TO ORDER

A SPECIFY LUMINAIRE

Code	Diameter (A)	Power (LED)	Light Distribution	Delivered lms	LPW
98 3405	24" (610mm)	26W	Direct	3131	120
98 3410	35" (889mm)	39W	Direct	4689	120
98 3420	48" (1219mm)	51W	Direct	6225	122
98 3430	60" (1524mm)	70W	Direct	8574	122
98 3440	73" (1854mm)	83W	Direct	10102	122
98 3505	24" (610mm)	31W	Direct/Indirect	3767	122
98 3510	35" (889mm)	47W	Direct/Indirect	5628	120
98 3520	48" (1219mm)	62W	Direct/Indirect	7469	120
98 3530	60" (1524mm)	84W	Direct/Indirect	10292	123
98 3540	73" (1854mm)	100W	Direct/Indirect	12125	121

B SPECIFY CCT/COLOR (DIRECT)

D30	3000K (min 80 CRI)
D35	3500K (min 80 CRI)
D40	4000K (min 80 CRI)
DRD	Red
DGN	Green
DBL	Blue

C SPECIFY CCT/COLOR (INDIRECT)

N30	3000K (min 80 CRI)
N35	3500K (min 80 CRI)
N40	4000K (min 80 CRI)
NRD	Red
NGN	Green
NBL	Blue

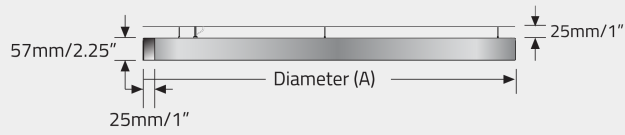
D SPECIFY FINISH

BL	Black
MS	Silver Metallic
WH	White
Z1	Wood Grain - Light Cherry
Z2	Wood Grain - Dark Walnut

EXAMPLE CODE

983405/D35/N35/WH

DIMENSIONAL DIAGRAMS



APPROVALS



IP20