


INSIDE/OUTSIDE



GENERAL SPECIFICATION

Body: Aluminium.

Finish: Powder coated.

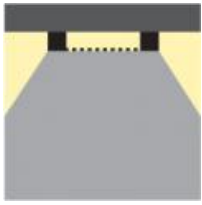
Diffusers: Frosted Polycarbonate.

Drivers: Remote, HPF electronic drivers for 120-277V (EU-240V), 0-10V, 1% dimming standard. Wire size 18 AWG - max distance (from fixture to drivers) 40', wire size 16 AWG - max distance 60', wire size 14 AWG - max distance 90'. Drivers must be accessible after installation.


L70 @25deg C: > 50,000 hrs.

Delivered Lumens: Delivered lumens & LPW based on 3000K (min 80 CRI) for White LEDs only.

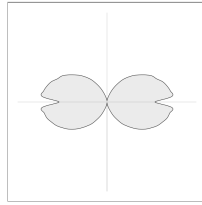
MOUNTING & OPTICS



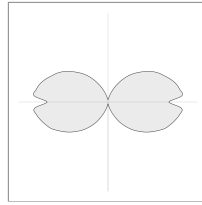
Ceiling Inside/Outside



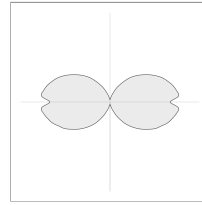
Wall Inside/Outside



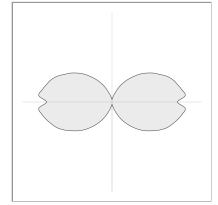
98 2305



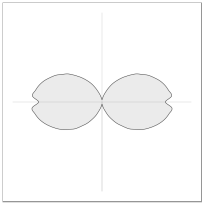
98 2310



98 2320



98 2330



98 2340

HOW TO ORDER

A SPECIFY LUMINAIRE

Code	Diameter (A)	Power (LED)	Delivered lms	LPW
98 2305	24" (610mm)	53W	4157	78
98 2310	35" (889mm)	80W	6256	78
98 2320	48" (1219mm)	110W	8587	78
98 2330	60" (1524mm)	134W	10606	79
98 2340	73" (1854mm)	165W	13105	79

B SPECIFY CCT/COLOUR (OUTSIDE)

T30	3000K (min 80 CRI)
T35	3500K (min 80 CRI)
T40	4000K (min 80 CRI)
TRD	Red
TGN	Green
TBL	Blue

C SPECIFY CCT/COLOR (INSIDE)

S30	3000K (min 80 CRI)
S35	3500K (min 80 CRI)
S40	4000K (min 80 CRI)
SRD	Red
SGN	Green
SBL	Blue

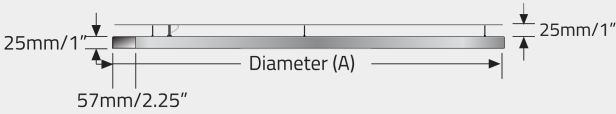
D SPECIFY FINISH

BL	Black
MS	Silver Metallic
WH	White
Z1	Wood Grain - Light Cherry
Z2	Wood Grain - Dark Walnut

EXAMPLE CODE

982305/T35/S35/WH

DIMENSIONAL DIAGRAMS



APPROVALS



IP20