

GENERAL SPECIFICATION

Body and trim: Extruded aluminum and steel.

Suspension: Four cables.

Finish: Powder coated as specified.

Dust cover: Clear polycarbonate.

Power cable: Silver braided.

Drivers: HPF, electronic, 0-10V (EU-240V), 10% dimming standard.

Mechanical: Luminaire mounts directly over a junction box.

Remote emergency system: Emergency option provides a 1.5 hour emergency lighting facility. The remote system includes the inverter module, NiCad batteries and a remote wall/ceiling LED charge indicator and test switch (maximum distance between wall/ceiling plate and luminaire is 4.5m/15'). Test switch fits a single gang box (not supplied).

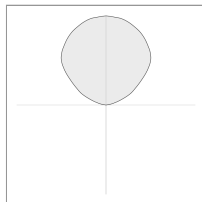
L70 @25deg C (77deg F): > 50,000 hrs.

**Delivered lms & *LPW based on 3000K (min 80 CRI).*

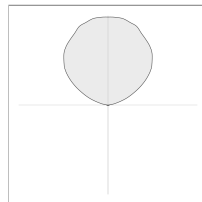
MOUNTING & OPTICS



Suspended Direct



77 3501



77 3511

HOW TO ORDER

A SPECIFY LUMINAIRE

Code:	Power (LED):	Delivered lms:	LPW:	Width (A):
77 3501	108W	13761	127	812mm/32" SQ
77 3511	226W	28365	126	965mm/32" SQ

B SPECIFY CCT

30	3000K (min 80 CRI)
35	3500K (min 80 CRI)
40	4000K (min 80 CRI)

C SPECIFY FINISH

WH	White
MS	Metallic Silver
OT	Other Painted Finish (RAL number required)

D SPECIFY DIMMING

DA	DALI Drivers
DX	DMX Drivers

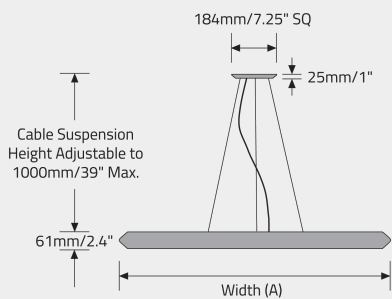
E SPECIFY OPTIONS

RE	Remote Emergency (max distance 10 ft)
----	---------------------------------------

EXAMPLE SPECIFICATION CODE

XXX YYZ ZZZ

DIMENSIONAL DIAGRAMS



APPROVALS

