


INSIDE/OUTSIDE



GENERAL SPECIFICATION

Body: Aluminium.

Finish: Powder coated.

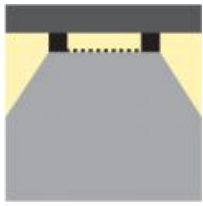
Diffusers: Frosted Polycarbonate.

Drivers: Remote, HPF electronic drivers for 120-277V (EU-240V), 0-10V, 1% dimming standard. Wire size 18 AWG - max distance (from fixture to drivers) 40', wire size 16 AWG - max distance 60', wire size 14 AWG - max distance 90'. Drivers must be accessible after installation.

L70 @25deg C: > 50,000 hrs.

Delivered Lumens: Delivered lumens & LPW based on 3000K (min 80 CRI) for White LEDs only.

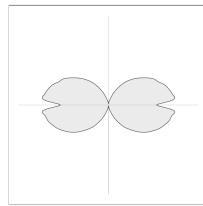
MOUNTING & OPTICS



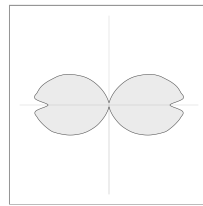
Ceiling
Inside/Outside



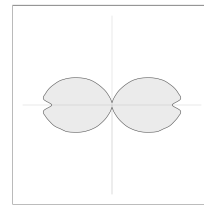
Wall Inside/Outside



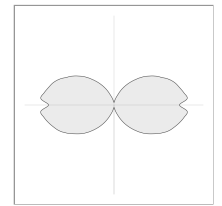
98 2305



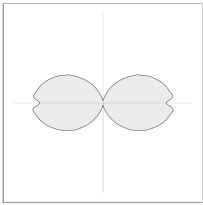
98 2310



98 2320



98 2330



98 2340

HOW TO ORDER

A SPECIFY LUMINAIRE

Code:	Diameter (A):	Power (LED):	Delivered lms:	LPW:
98 2305	610mm/24"	53W	4157	78
98 2310	889mm/35"	80W	6256	78
98 2320	1219mm/48"	110W	8587	78
98 2330	1524mm/60"	134W	10606	79
98 2340	1854mm/73"	165W	13105	79

B SPECIFY CCT/COLOUR (OUTSIDE)

T30	3000K (min 80 CR)
T35	3500K (min 80 CR)
T40	4000K (min 80 CR)
TRD	Red
TGN	Green
TBL	Blue

C SPECIFY CCT/COLOR (INSIDE)

S30	3000K (min 80 CR)
S35	3500K (min 80 CR)
S40	4000K (min 80 CR)
SRD	Red
SGN	Green
SBL	Blue

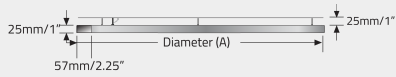
D SPECIFY FINISH

BL	Black
MS	Metallic Silver
WH	White
Z1	Wood Grain - Light Cherry
Z2	Wood Grain - Dark Walnut

EXAMPLE SPECIFICATION CODE

982305/T35/S35/WH

DIMENSIONAL DIAGRAMS



APPROVALS

