





TRIOLOGY™


FULL SPECIFICATION SHEET



FIXTURE TYPE



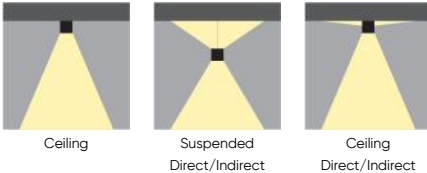
FIXTURE CODE



QUANTITIES

1 DESCRIPTION

2 OPTICS & FEATURES



Ceiling

Suspended
Direct/Indirect

Ceiling
Direct/Indirect

3 APPROVALS



4 GENERAL SPECIFICATION

BODY AND TRIM

Aluminium and steel.

SUSPENSION

Three cables.

FINISH

Gear tray, powder coated gloss white. Trim, powder coated.

LENS

Hand blown, triple ply, satin opal glass.

DRIVERS

HPF electronic, 120/277V (EU-240V). 0-10V, 1% dimming standard.

DELIVERED LUMENS

Delivered lumens & LPW based on 3000K (min 80 CRI).

5 DESIGN OPTIONS

FINISH



¹ If the Halo Ring is not required, the top cover is White Gloss (FA56).
* If the Halo Ring is required, the top cover matches the Halo Ring color.

6 HOW TO ORDER

1. LUMINAIRE

TRLP Pendant TRLC Ceiling

2. CRI

CR80 CRI 80+ CR90 CRI 90+

3. CCT

CTA27 2700K CTA30 3000K CTA35 3500K CTA40 4000K

4. HALO RING

HRO Not required HR1 Halo Ring Required

5. FINISH

FA01 White – Textured	FA02 Black Metallic – Textured	FA20 Silver Metallic – Textured	FA25 Gold Metallic – Textured
FA44 Midnight Blue Metallic – Textured	FA45 Copper Metallic	FA46 Charcoal Metallic – Textured	FA47 Bronze Metallic – Textured
FA52 Champagne Metallic	FA53 Red Metallic – Textured	FA56 White Gloss ¹	

¹ If the Halo Ring is not required, the top cover is White Gloss (FA56).

* If the Halo Ring is required, the top cover matches the Halo Ring color.

7 TECHNICAL DATA

LUMINAIRE

Code	TRLP	TRLC
Power (LED)	21W	21W
Delivered lms	1240	1240
LPW	59	59

8 DIMENSIONAL DIAGRAMS

