


# BOGGLE™ - CONTINUOUS



Project Name:

Fixture Type:

Fixture Code:

Quantities:

## A. LUMINAIRE

**BGGL1P** Direct

**BGGL2P** Direct/Indirect

One power cord for every 50 linear feet.

## B. LENGTH OF RUN

SFA\_ \_ \_ \_

Order in 2ft increments.

For runs over 50ft in length, consult factory.

## C. MAX LENGTH PER SECTION

**SL02** 2ft <sup>1</sup>

**SL04** 4ft

**SL06** 6ft

**SL08** 8ft

**SL10** 10ft

**SL12** 12ft

<sup>1</sup> Consult factory if a 2ft length is required.

\* You can select the preferred maximum length per segment, to account for transportation and building constraints. Example: If a 40ft run is required and SL12 (12ft) is selected, we would provide 4x 10ft segments. For special requirements, please contact [sales@betacalco.com](mailto:sales@betacalco.com).

## D. DIRECT BAFFLE

**BL1** White Baffle (Gloss)

**BL2** Black Baffle (Gloss)

**BL3** White Baffle (Matte)

**BL4** Black Baffle (Matte)

Data shown based on max values, consult Performance Data download for more details.

## E. LM/FT (DIRECT)

**LPF020** 200 lm/ft

**LPF040** 400 lm/ft

**LPF060** 600 lm/ft

**LPF080** 800 lm/ft

**LPF100** 1000 lm/ft

## F. LM/FT (INDIRECT)

**LPG000** Not required

**LPG020** 200 lm/ft

**LPG040** 400 lm/ft

**LPG060** 600 lm/ft

**LPG080** 800 lm/ft

**LPG100** 1000 lm/ft

**LPG120** 1200 lm/ft

**LPG140** 1400 lm/ft <sup>1</sup>

<sup>1</sup> Not available with CTA60 (Tunable white).

## G. CRI

**CR90** CRI 90+

## H. CCT (DIRECT)

**CTA27** 2700K

**CTA30** 3000K

**CTA35** 3500K

**CTA40** 4000K

**CTA60** Tunable White <sup>1</sup>

<sup>1</sup> Two power cords required when ordering dual circuit and tunable white Direct. When ordering Direct/Indirect, Tunable white is available for Direct only. Tunable White is available with 0-10V dimming options only. Consult factory for details.



# BOGGLE™ - CONTINUOUS

## I. CCT (INDIRECT)

**CTB00** Not required  
**CTB40** 4000K

**CTB27** 2700K

**CTB30** 3000K

**CTB35** 3500K

When ordering Direct/Indirect, tunable white is available for direct only.

## J. UPLIGHT DIFFUSER

**UD0** Not required

**UD1** Clear diffuser (Batwing diffuser)

**UD3** Asymmetric diffuser <sup>1</sup>

<sup>1</sup> Available up to 1000 lm/ft.

All data shown based on max values, consult Performance Data download for more details.

## K. BLACKOUT PLATE

**UB0** Not required

**UB\_ \_** Blackout plate <sup>1</sup>

<sup>1</sup> Available on a per foot basis. May be required to prevent lighting up of duct work in loft type applications.

## L. VOLTAGE

**V1** 120/277V

**V2** 240V <sup>1</sup>

**V3** 347V <sup>2</sup>

**V4** Low Voltage <sup>3</sup>

<sup>1</sup> Not available in North America.

<sup>2</sup> Only available with DA01 dimming.

<sup>3</sup> Only available with DA45 dimming.

## M. DIMMING

**DA01** 0-10V Dimming 1.0%

**DA02** 0-10V Dimming 0.1% <sup>1</sup>

**DA20** DALI Dimming 0.1% <sup>1</sup>

**DA21** DALI Dimming 1.0% <sup>1</sup>

**DA30** DSI/switchDim <sup>2</sup>

**DA45** PoE <sup>3</sup>

<sup>1</sup> Not available with V3. DALI dimming (DA20 & DA21) not available with CTA60 (Tunable white).

<sup>2</sup> Not available in North America. Not available with CTA60 (Tunable white).

<sup>3</sup> Only available with V4.

## N. CEILING TYPE

**G1** Grid ceiling <sup>1</sup>

**H1** Hard ceiling <sup>2</sup>

The cost for the canopies, power cables, connections mechanisms and endcaps for the fixture has been added to these items.

<sup>1</sup> Combo kit provided includes installation to T-bar and through tile mount.

<sup>2</sup> Designed for drywall ceilings.

## O. SUSPENSION

**HLA03** 3ft cable suspension

**HLA06** 6ft cable suspension

**HLA09** 9ft cable suspension

Special order available on lengths over 10ft and may be subject to longer lead times, consult factory.

## P. FIXTURE FINISH

**FA01** White - Textured

**FA02** Black Metallic - Textured

**FA20** Silver Metallic - Textured

**FA27** Wood grain - Light Cherry <sup>1</sup>

**FA28** Wood grain - Dark Walnut <sup>1</sup>

<sup>1</sup> Longer than normal lead times, consult factory.



# BOGGLE™ - CONTINUOUS

## Q. CANOPY FINISH

**CF01** White - Textured

**CF02** Black Metallic - Textured

**CF20** Silver Metallic - Textured

## R. EMERGENCY

**E0** Not required

**E1** Emergency system - Integral <sup>1</sup>

**E3** Emergency generated circuit - Remote <sup>1</sup>

---

<sup>1</sup> A drawing will be required at time of ordering to determine the required number and location of the emergency sections or generator circuits. Not available in 347V. Available upon request, consult factory for details.

## S. CIRCUITS

**CS1** Single circuit

**CS2** Dual circuit <sup>1</sup>

---

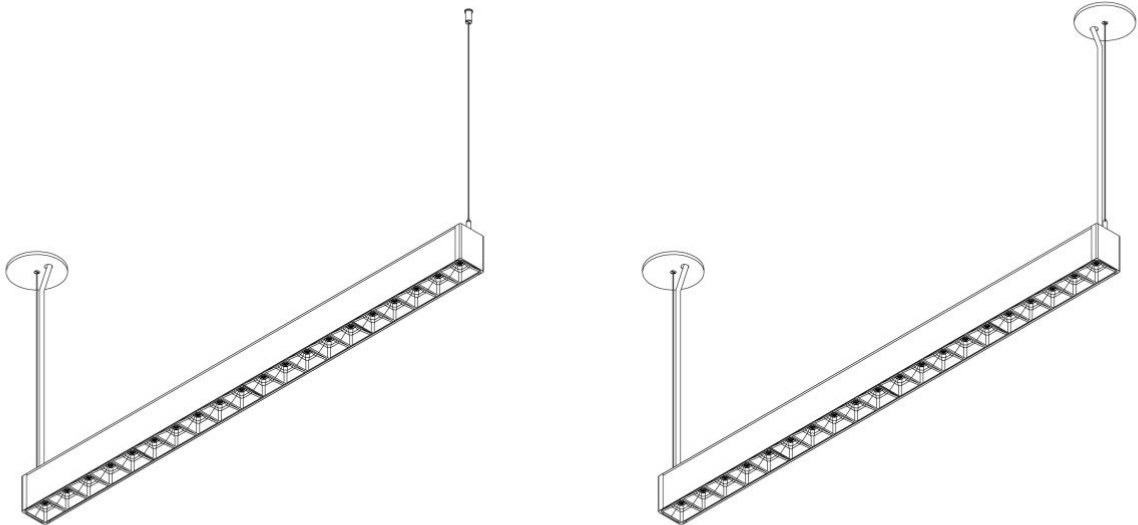
<sup>1</sup> Independant control for upright BGGL2P. Two power cords required when ordering dual circuit and tunable white together.

## T. SENSORS

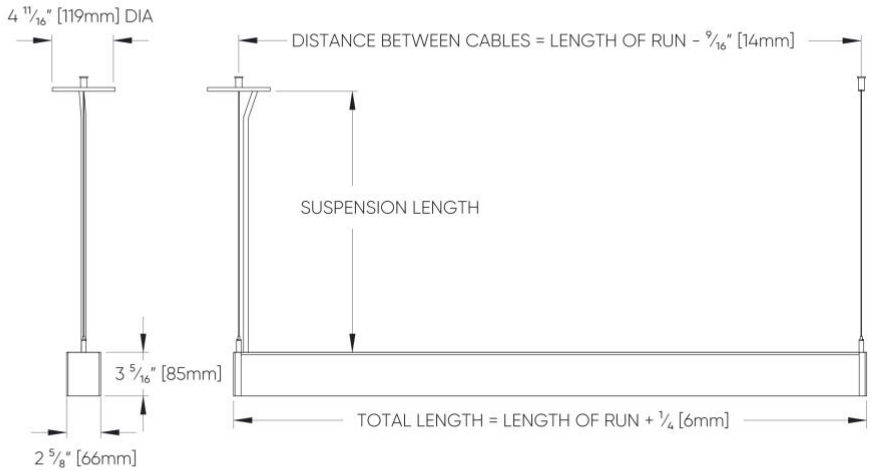


# BOGGLE™ - CONTINUOUS

## DIMENSIONAL DIAGRAMS



2 Power feeds will be necessary in the case that Direct/Indirect illumination is requested with Tunable White Direct option.



FIXTURE LENGTH	
2ft	24 1/4" [616mm]
4ft	48 1/4" [1226mm]
6ft	72 1/4" [1835mm]
8ft	96 1/4" [2445mm]
10ft	120 1/4" [3054mm]
12ft	144 1/4" [3664mm]

