

BOOK II™ - FLUSH



Project Name:

Fixture Type:

Fixture Code:

Quantities:

A. LUMINAIRE

BKFP1P Direct

One power cord for every 50 linear feet.

B. LENGTH OF RUN

SFA _ _ _ _

Order in 2ft increments starting at 4ft.

C. MAX LENGTH PER SECTION

SL04 4ft	SL06 6ft	SL08 8ft	SL10 10ft
SL12 12ft			

You can select the preferred maximum length per segment, to account for transportation and building constraints. Example: If a 40ft run is required and SL12 (12ft) is selected, we would provide 4 10ft segments. For special requirements, please contact sales@betacalco.com.

D. LM/FT

LPF020 200 lm/ft	LPF040 400 lm/ft	LPF060 600 lm/ft	LPF080 800 lm/ft
LPF100 1000 lm/ft			

E. CRI

CR90 CRI 90+

F. CCT

CTA30 3000K	CTA35 3500K	CTA40 4000K
--------------------	--------------------	--------------------

G. DIFFUSER

DD1 Asymmetric diffuser ¹	DD2 Batwing diffuser	DD3 Diffused light diffuser
---	-----------------------------	------------------------------------

¹ When standing at the end view of the profile on the side where the power cord is installed, the asymmetric beam will aim to the right.

H. VOLTAGE

V1 120/277V	V2 240V ¹	V3 347V ²	V4 Low Voltage ³
--------------------	-----------------------------	-----------------------------	------------------------------------

¹ Not available in North America.

² Only available with DA01 dimming.

³ Only available with DA45 dimming.

I. DIMMING

DA01 0-10V Dimming 1.0%	DA02 0-10V Dimming 0.1% ¹	DA20 DALI Dimming 0.1% ¹	DA21 DALI Dimming 1.0% ¹
DA30 DSI/switchDim ²	DA45 PoE ³		

¹ Not available with V3.

² Not available in North America.

³ Only available with V4.

BOOK II™ - FLUSH

J. CEILING TYPE

H1 Hard ceiling ² **G1** Grid ceiling ¹

The cost for the canopies, power cables, connections mechanisms and endcaps for the fixture has been added to these items.

¹ Combo kit provided includes installation to T-bar and through tile mount.

² Designed for drywall ceilings.

K. SUSPENSION

HLA03 3ft cable suspension **HLA06** 6ft cable suspension **HLA09** 9ft cable suspension

* Note: Special order available on lengths over 13ft and may be subject to longer lead times, consult factory.

L. ACOUSTIC PANEL COLOR

AP04 White **AP13** Apple Green **AP22** Blue **AP11** Light Gray
AP26 Sesame Gray **AP27** Black

Volume Discounts are available on all acoustic products, contact the factory for a quote.

Note: For accompanying non-illuminating acoustic panels see our Acoustic Circles, Quads and Triangles spec pages.

Other finishes available. Consult factory.

M. EMERGENCY

E0 Not required **E1** Emergency system - Integral ¹ **E3** Emergency generated circuit - Remote ¹

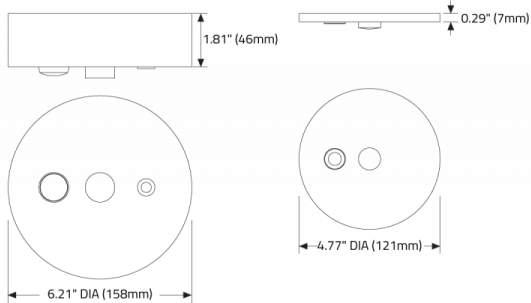
¹ Specify quantity of emergency sections or emergency generator circuits required based off total length of run. Not available with 347V.

A drawing will be required at time of ordering to determine the required location of the emergency sections or generator circuits.

N. SENSORS

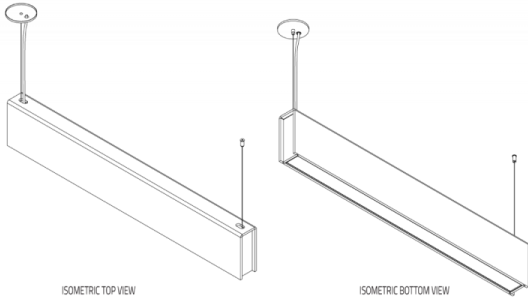
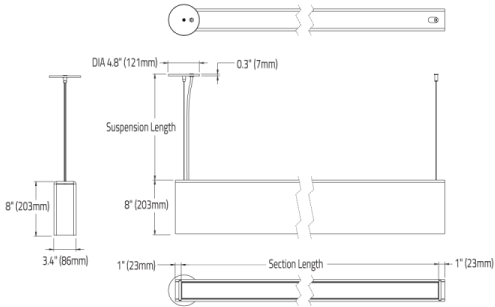
BOOK II™ - FLUSH

DIMENSIONAL DIAGRAMS



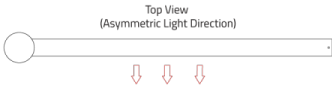
Canopy with Sensor

Standard Canopy



ISOMETRIC TOP VIEW

ISOMETRIC BOTTOM VIEW



Top View
(Asymmetric Light Direction)