





FELIX™


SHORT SPECIFICATION SHEET



FIXTURE TYPE



FIXTURE CODE



QUANTITIES

1 HOW TO ORDER

1. LUMINAIRE

FELP1P03 3ft, Direct, 2400 lms
FELP1P07 7ft, Direct, 7100 lms

FELP1P04 4ft, Direct, 3500 lms
FELP2P03 3ft, Direct/Indirect,
4100 lms

FELP1P05 5ft, Direct, 4700 lms
FELP2P04 4ft,
Direct/Indirect, 6400 lms

FELP1P06 6ft, Direct, 5900 lms
FELP2P05 5ft, Direct/Indirect,
8800 lms

FELP2P06 6ft, Direct/Indirect,
11100 lms

FELP2P07 7ft, Direct/Indirect,
13500 lms

All data shown at max values.

2. LUMENS/FT - DIRECT

LPF017 175 lm/ft ¹

LPF026 265 lm/ft ²

LPF035 350 lm/ft ³

¹ Based on 50% of total output. ² Based on 75% of total output. ³ 100% of total output.

3. LUMENS/FT - INDIRECT

LPG000 Not required

LPG017 175 lm/ft ¹

LPG026 265 lm/ft ²

LPG035 350 lm/ft ³

¹ Based on 50% of total output. ² Based on 75% of total output. ³ 100% of total output.

4. CRI

CR90 CRI 90+

5. CCT (DIRECT)

CTA27 2700K **CTA30** 3000K **CTA35** 3500K **CTA40** 4000K

6. CCT (INDIRECT)

CTB00 Not required **CTB27** 2700K **CTB30** 3000K **CTB35** 3500K
CTB40 4000K

7. VOLTAGE

V1 120/277V **V2** 240V ¹ **V3** 347V ² **V4** Low Voltage ³

¹ Not available in North America. ² Only available with DA01 dimming. ³ Only available with DA45 dimming.

8. DIMMING (REMOTE)

DA01 0-10V Dimming 1.0% **DA02** 0-10V Dimming 0.1% ¹ **DA20** DALI Dimming 0.1% ¹ **DA21** DALI Dimming 1.0% ¹
DA30 DSI/switchDim ² **DA45** PoE ³

¹ Only available with V1 and V2. ² Not available in North America. ³ Only available with V4.

9. SUSPENSION

SS1 Vertical, Remote driver **SS6** POS, Vertical, Remote driver **SS7** POS, Hub, Remote driver ¹ **SS9** POS, Hub, Driver Integral to Canopy ¹

¹ Available with V1 only.

10. FIXTURE FINISH

FA01 White – Textured **FA02** Black Metallic – Textured **FA20** Silver Metallic – Textured **FA25** Gold Metallic – Textured
FA44 Midnight Blue Metallic – Textured **FA45** Copper Metallic **FA46** Charcoal Metallic – Textured **FA47** Bronze Metallic – Textured
FA52 Champagne Metallic **FA53** Red Metallic – Textured

11. CANOPY FINISH

CF01 White – Textured **CF02** Black Metallic – Textured **CF20** Silver Metallic – Textured **CF25** Gold Metallic – Textured
CF44 Midnight Blue Metallic – Textured **CF45** Copper Metallic **CF46** Charcoal Metallic – Textured **CF47** Bronze Metallic – Textured
CF52 Champagne Metallic **CF53** Red Metallic – Textured

12. ACOUSTIC PANEL COLOR

AP00 Not required

AP02 Citrus

AP04 White

AP08 Red Coffee

AP11 Light Gray

AP13 Apple Green

AP22 Blue

AP26 Sesame Gray

AP27 Black

AP47 Navy Peony

AP60 Pure Red

AP73 Cloudburst

AP89 Douglas Fir

APW01 Oak

Acoustic panels exceeding 48" will have one seam. All other dimensions will be seamless. For accompanying non-illuminating acoustic panels, see our Acoustic Circles, Quads, Triangles, and Ellipse spec pages. Contact factory for larger sizes and additional colors.

13. EMERGENCY

E0 Not required

E2 Emergency system - Remote

14. CIRCUITS

CS1 Single circuit

CS2 Dual circuit