

FLUTE™ - CONTINUOUS RECESSED



Project Name:

Fixture Type:

Fixture Code:

Quantities:

A. LUMINAIRE

BLFR2R Direct

Data shown based on max values, consult Performance Data download for more details. One power cord for every 50 linear feet.

B. LENGTH OF RUN

SFG_ _ _ _

Minimum length to order is 4ft and orders to be in 2ft increments.

Example: 4ft = SFG0400

Example: 10ft = SFG1000

Example: 50ft = SFG5000

For runs over 50ft in length, consult factory.

C. MAX LENGTH PER SECTION

SL04 4ft

SL06 6ft

SL08 8ft

SL10 10ft

SL12 12ft

You can select the preferred maximum length per segment, to account for transportation and building constraints. Example: If a 40ft run is required, the longest available segment is 12ft and the run would consist of three 12ft segments and one 4ft. For special requirements, please contact sales@betacalco.com.

D. LUMENS/FT

LPF020 200 lm/ft

LPF040 400 lm/ft

LPF060 600 lm/ft

LPF080 800 lm/ft

LPF100 1000 lm/ft

LPF120 1200 lm/ft

LPF140 1400 lm/ft

E. CRI

CR80 CRI 80+

CR90 CRI 90+

F. CCT

CTA27 2700K

CTA30 3000K

CTA35 3500K

CTA40 4000K

G. DIFFUSER

DD2 Batwing diffuser

DD4 Comfort Lens

Supplied with a seamless roll (up to 24ft), to be trimmed and installed in the field.

H. VOLTAGE

V1 120/277V

V2 240V¹

V3 347V²

V4 Low Voltage³

¹ V2 not available in North America.

² V3 available with DA01 dimming only.

³ V4 available with DA45 dimming only.

FLUTE™ - CONTINUOUS RECESSED

I. DIMMING

DA01 0-10V Dimming 1.0%
DA30 DSI/switchDim ²

DA02 0-10V Dimming 0.1% ¹
DA45 PoE ³

DA20 DALI Dimming 0.1% ¹

DA21 DALI Dimming 1.0% ¹

¹ Not available with V3.

² Not available in North America.

³ Only available with V4.

J. CEILING TYPE & TRIM

RT1 Tegular ceiling ¹

RT2 T-Bar ceiling ²

RT3 Trimless ³

RT4 Trim ³

¹ Fixture designed to fit into a 9/16" or 15/16" standard tegular grid T-bar and through tile mount. Dimensions are nominal for grid ceiling fixtures. All fixture metalwork is white.

² Fixture designed to fit into a 9/16" or 15/16" standard grid T-bar and through tile mount. Dimensions are nominal for grid ceiling fixtures. All fixture metalwork is white.

³ Fixture designed for drywall and concrete ceilings.

K. CEILING TRIM FINISH

FA00 Not required

FA01 White ¹

FA02 Black Metallic - Textured ¹

¹ Required for RT4 only.

L. EMERGENCY

E0 Not required

E1 Emergency system - Integral ¹

¹ A drawing will be required at the time of ordering to determine the required number and location of the emergency sections. ¹ Available upon request, consult factory for details. Not available with 347V.

M. CHICAGO PLENUM

CPO Not required

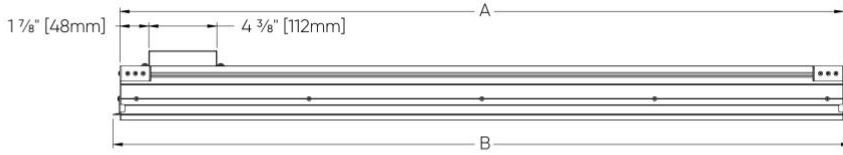
CP1 Chicago Plenum



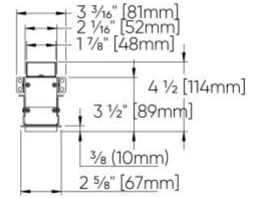
FLUTE™ - CONTINUOUS RECESSED

DIMENSIONAL DIAGRAMS

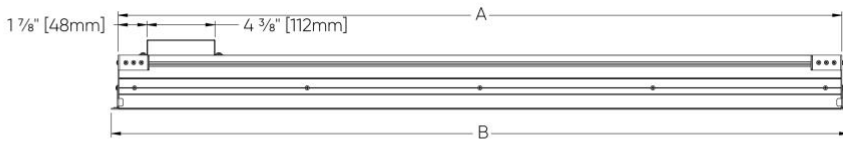
Grid Ceiling - Tegular ceiling



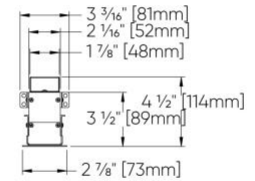
Max Length (Per section)	A	B
4ft	46 13/16" [1189mm]	47 11/16" [1212mm]
6ft	70 13/16" [1791mm]	71 11/16" [1821mm]
8ft	94 13/16" [2408mm]	95 11/16" [2431mm]
10ft	118 13/16" [3018mm]	119 11/16" [3040mm]
12ft	142 13/16" [3627mm]	143 11/16" [3650mm]



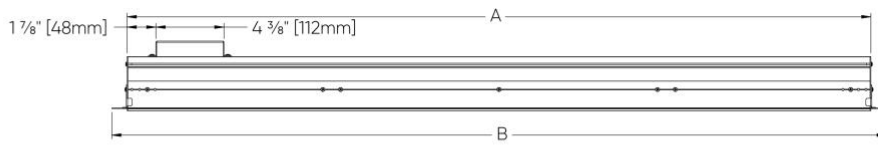
Grid Ceiling - T-bar ceiling



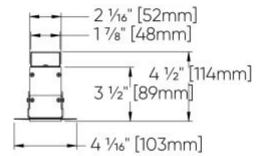
Max Length (Per section)	A	B
4ft	46 13/16" [1189mm]	47 11/16" [1212mm]
6ft	70 13/16" [1791mm]	71 11/16" [1821mm]
8ft	94 13/16" [2408mm]	95 11/16" [2431mm]
10ft	118 13/16" [3018mm]	119 11/16" [3040mm]
12ft	142 13/16" [3627mm]	143 11/16" [3650mm]



Hard Ceiling - Trimless



Max Length (Per section)	A	B
4ft	48 1/8" [1222mm]	50 1/8" [1273mm]
6ft	72 1/8" [1831mm]	74 1/8" [1882mm]
8ft	96 1/8" [2431mm]	98 1/8" [2492mm]
10ft	120 1/8" [3050mm]	122 1/8" [3040mm]
12ft	144 1/8" [3660mm]	146 1/8" [3711mm]



Hard Ceiling - Trim



Max Length (Per section)	A	B
4ft	48 1/8" [1222mm]	50 1/8" [1273mm]
6ft	72 1/8" [1831mm]	74 1/8" [1882mm]
8ft	96 1/8" [2431mm]	98 1/8" [2492mm]
10ft	120 1/8" [3050mm]	122 1/8" [3040mm]
12ft	144 1/8" [3660mm]	146 1/8" [3711mm]

