

# MICRO ELLIPSE II™ - SUSPENDED



Project Name:

Fixture Type:

Fixture Code:

Quantities:

## A. LUMINAIRE

**METP1P03** 3ft Direct, 2300 lms

**METP1P04** 4ft Direct, 3200 lms

**METP1P05** 5ft Direct, 4100 lms

**METP1P06** 6ft Direct, 4800 lms

**METP1P07** 7ft Direct, 5600 lms

**METP2P03** 3ft Direct/Indirect, 4900 lms

**METP2P04** 4ft Direct/Indirect, 6700 lms

**METP2P05** 5ft Direct/Indirect, 8000 lms

**METP2P06** 6ft Direct/Indirect, 9500 lms

**METP2P07** 7ft Direct/Indirect, 11300 lms

## B. LUMENS/FT DIRECT

**LPF017** 175 lm/ft<sup>1</sup>

**LPF026** 260 lm/ft<sup>2</sup>

**LPF035** 350 lm/ft<sup>3</sup>

<sup>1</sup> 50% of total output.

<sup>2</sup> 75% of total output.

<sup>3</sup> 100% total output.

## C. LUMENS/FT INDIRECT

**LPG000** Not required

**LPG017** 175 lm/ft<sup>1</sup>

**LPG026** 260 lm/ft<sup>2</sup>

**LPG035** 350 lm/ft<sup>3</sup>

<sup>1</sup> 50% of total output.

<sup>2</sup> 75% of total output.

<sup>3</sup> 100% total output.

## D. CRI

**CR80** CRI 80+

**CR90** CRI 90+

## E. CCT DIRECT

**CTA27** 2700K<sup>1</sup>

**CTA30** 3000K

**CTA35** 3500K

**CTA40** 4000K

<sup>1</sup> Longer than normal lead times may apply, consult factory.

## F. CCT INDIRECT

**CTB00** Not required

**CTB27** 2700K<sup>1</sup>

**CTB30** 3000K

**CTB35** 3500K

**CTB40** 4000K

<sup>1</sup> Longer than normal lead times may apply, consult factory.

## G. VOLTAGE

**V1** 120/277V

**V2** 240V<sup>1</sup>

**V3** 347V<sup>2</sup>

**V4** Low Voltage<sup>3</sup>

<sup>1</sup> Not available in North America.

<sup>2</sup> Available with DAO1 dimming only.



# MICRO ELLIPSE II™ - SUSPENDED

## H. DIMMING (REMOTE)

**DA01** 0-10V Dimming 1.0%<sup>1</sup>

**DA20** DALI Dimming 0.1%<sup>1 2</sup>

**DA21** DALI Dimming 1.0%<sup>1 2</sup>

**DA45** PoE<sup>3</sup>

<sup>1</sup> Not available with V4.

<sup>2</sup> Not available with V3.

<sup>3</sup> Available with V4 only.

## I. SUSPENSION

**SS1** Vertical, Remote driver

**SS2** Hub, Remote driver<sup>1</sup>

**SS3** Vertical, Driver Integral to Canopy<sup>2</sup>

**SS4** Hub, Driver Integral to Canopy<sup>1</sup>

**SS6** POS, Vertical, Remote driver<sup>3</sup>

**SS7** POS, Hub, Remote driver<sup>4</sup>

**SS9** POS, Hub, Driver Integral to Canopy<sup>4</sup>

<sup>1</sup> Not available for 60" diameter or larger.

<sup>2</sup> Direct/Indirect not available for 84" diameter.

<sup>3</sup> Direct only light distribution. Available up to 60" diameter and North America only.

<sup>4</sup> Available with 120V only.

## J. FIXTURE FINISH

**FA01** White

**FA02** Black Metallic - Textured

**FA20** Silver Metallic - Textured

**FA25** Gold Metallic - Textured

**FA44** Midnight Blue Metallic - Textured

**FA45** Copper Metallic

**FA46** Charcoal Metallic - Textured

**FA47** Bronze Metallic - Textured

**FA52** Champagne Metallic

**FA53** Red Metallic - Textured

## K. CANOPY FINISH

**CF01** White

**CF02** Black Metallic - Textured

**CF20** Silver Metallic - Textured

**CF25** Gold Metallic - Textured

**CF44** Midnight Blue Metallic - Textured

**CF45** Copper Metallic

**CF46** Charcoal Metallic - Textured

**CF47** Bronze Metallic - Textured

**CF52** Champagne Metallic

**CF53** Red Metallic - Textured

## L. ACOUSTIC PANEL FINISH

**AP00** Not required

**AP04** White

**AP13** Apple Green

**AP22** Blue

**AP11** Light Gray

**AP26** Sesame Gray

**AP27** Black

Available up to 48" diameter. Acoustic panels available in larger sizes have visible seams. Consult factory.  
For accompanying non-illuminating acoustic panels see our Acoustic Circles, Quads and Triangles spec pages.  
Other finishes available. Consult factory.

## M. EMERGENCY

**E0** Not required

**E2** Emergency system - Remote



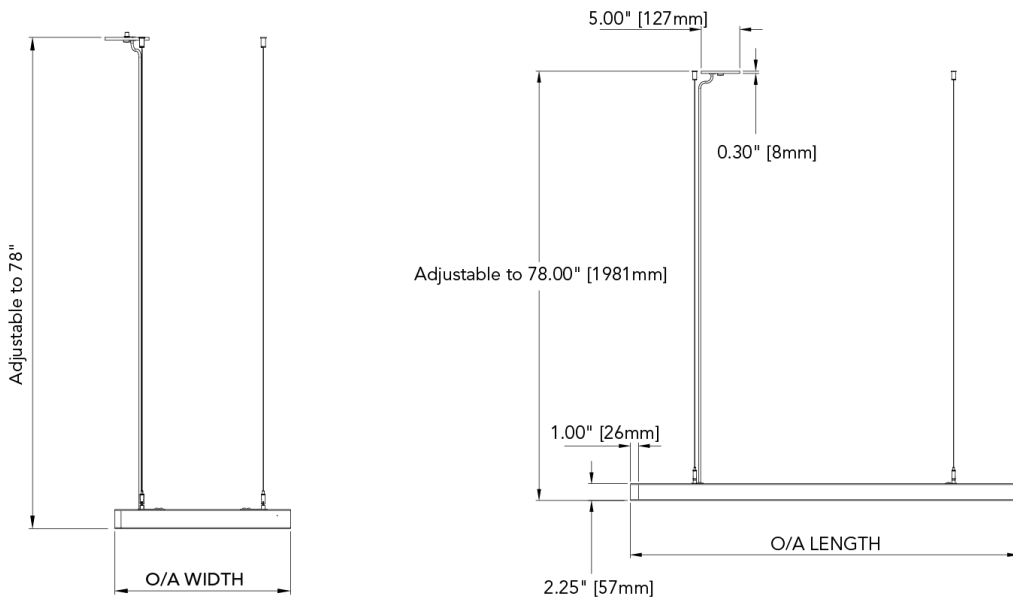
# MICRO ELLIPSE II™ - SUSPENDED

## DIMENSIONAL DIAGRAMS

### Power Cable Suspension

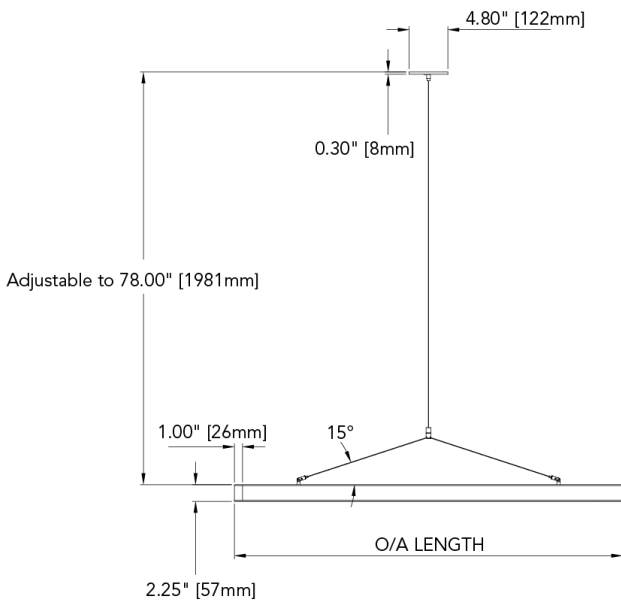
#### SS1

Vertical - Remote Driver



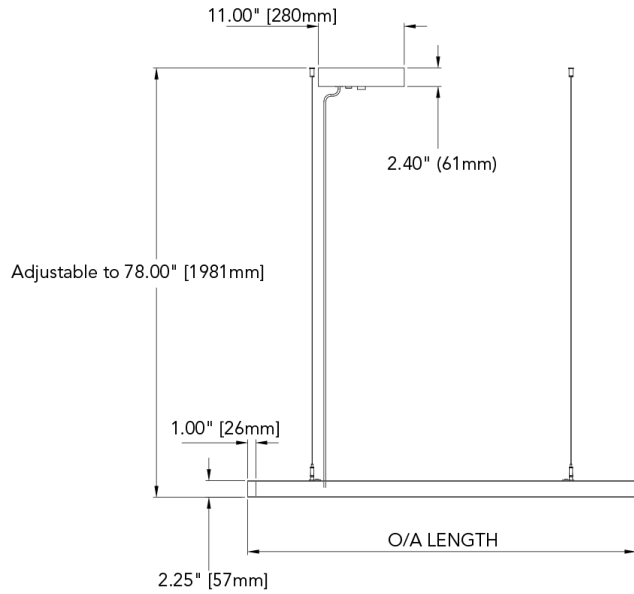
#### SS2

Hub - Remote Driver



#### SS3

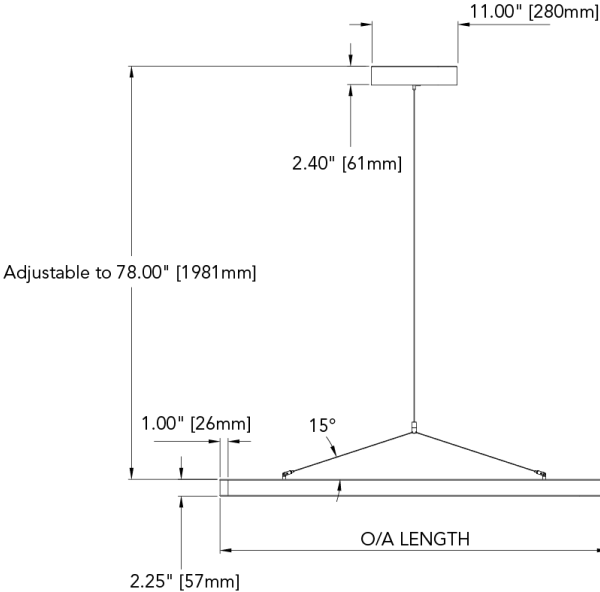
Vertical - Integral Driver



# Power Cable Suspension

## SS4

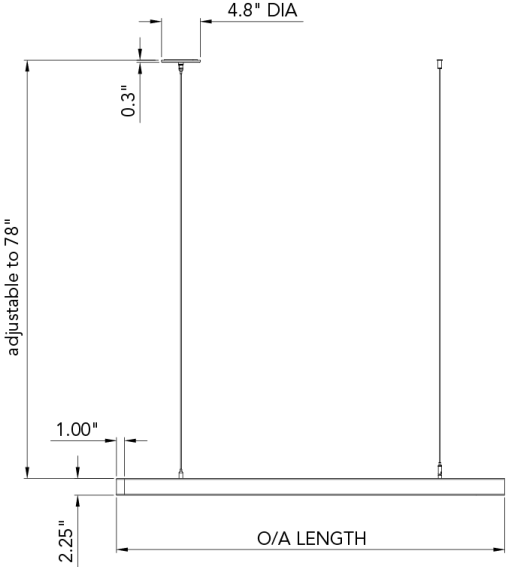
Vertical - Integral Driver



Power Over Suspension

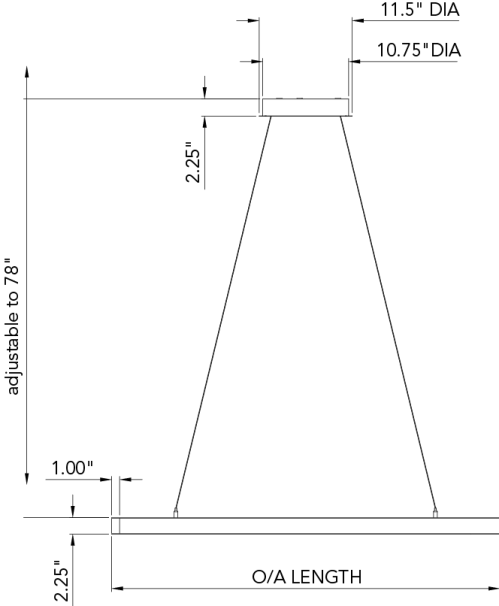
SS6

Vertical - Remote Driver



SS9

Hub - Integral Driver



SS7

Hub - Remote Driver

