

# MICRO SQ II™ - SUSPENDED

Project Name:	Fixture Type:
Fixture Code:	Quantities:



# MICRO SQ II™ - SUSPENDED

## GENERAL SPECIFICATION

### Body

Aluminum.

### Suspension

Stainless steel cables.

### Drivers

HPF electronic drivers for 120-277V (EU-240V), 0-10V, 1% dimming.

### Mechanical

Luminaires mount directly over J box (by others - North America only).

### L70 @25°C

> 50,000 hrs.

### Finish

Powder coated.

### Power cable

Silver braided.

### Remote Mounting Of Drivers

Wire size 18 AWG - max distance (from fixture to drivers) 40', wire size 16 AWG - max distance 60', wire size 14 AWG - max distance 90'. Drivers must be accessible after installation.

### Lens

Frosted Polycarbonate.

### Delivered Lumens

Delivered lumens & LPW based on 3000K (min 80 CRI) for White LEDs only.

## OPTICS & FEATURES



Suspended Direct



Suspended Direct/Indirect



# MICRO SQ II™ - SUSPENDED

## HOW TO ORDER

### A. LUMINAIRE

<b>983005</b> 983005	<b>983010</b> 983010	<b>983020</b> 983020	<b>983030</b> 983030
<b>983040</b> 983040	<b>983105</b> 983105	<b>983110</b> 983110	<b>983120</b> 983120
<b>983130</b> 983130	<b>983140</b> 983140		

### B. CCT/COLOR (DIRECT)

<b>D30</b> 3000K (min 80 CRI)	<b>D35</b> 3500K (min 80 CRI)	<b>D40</b> 4000K (min 80 CRI)	<b>DRD</b> Red
<b>DGN</b> Green	<b>DBL</b> Blue		

### C. CCT/COLOR (INDIRECT)

<b>N30</b> 3000K (min 80 CRI)	<b>N35</b> 3500K (min 80 CRI)	<b>N40</b> 4000K (min 80 CRI)	<b>NRD</b> Red
<b>NGN</b> Green	<b>NBL</b> Blue		

### D. SUSPENSION

<b>S1</b> Vertical, Remote Driver	<b>S3</b> Vertical, Integral Driver	<b>S5</b> Integral Driver
-----------------------------------	-------------------------------------	---------------------------

### E. FINISH

<b>BL</b> Black	<b>MS</b> Silver Metallic	<b>WH</b> White	<b>Z1</b> Wood Grain - Light Cherry
<b>Z2</b> Wood Grain - Dark Walnut			

# MICRO SQ II™ - SUSPENDED

## TECHNICAL DATA

### LUMINAIRE

Code	983005	983010	983020	983030	983040	983105
Size (A)	24"	35"	46"	62"	73"	24"
Light Direction	Direct	Direct	Direct	Direct	Direct	Direct/Indirect
Power (LED)	26W	39W	51W	70W	83W	52W
Delivered lms	3131	4689	6225	8574	10102	6467
LPW	120	120	122	122	122	124

Code	983110	983120	983130	983140
Size (A)	35"	46"	62"	73"
Light Direction	Direct/Indirect	Direct/Indirect	Direct/Indirect	Direct/Indirect
Power (LED)	77W	102W	141W	166W
Delivered lms	9685	12858	17709	20866
LPW	126	126	126	126

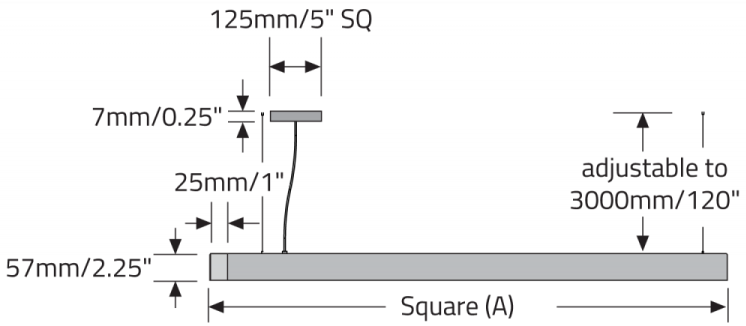
### APPROVALS



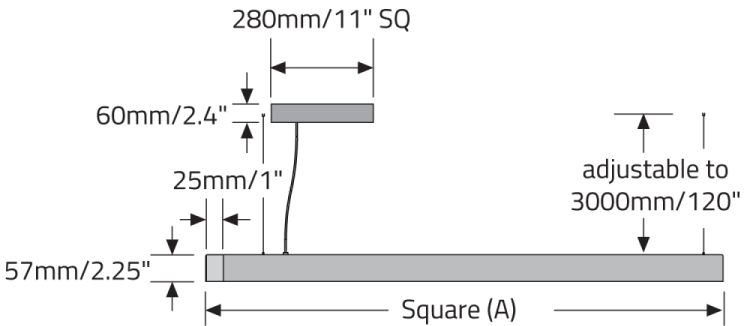
# MICRO SQ II™ - SUSPENDED

## DIMENSIONAL DIAGRAMS

S1 Vertical - Remote Driver

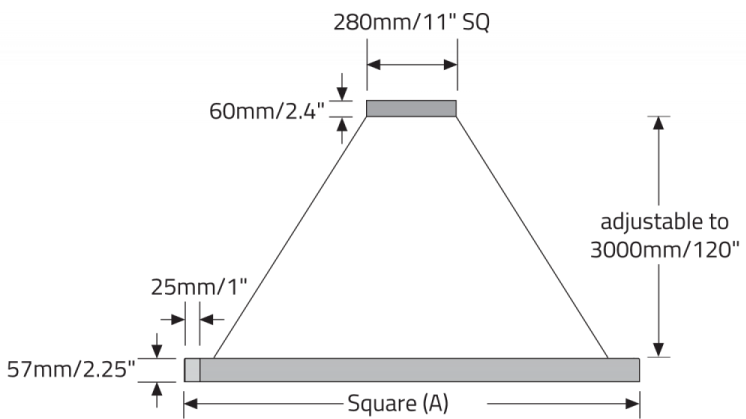


S3 Vertical - Integral Driver



**Direct/Indirect:** Available upto 1168mm/46" sq only.

S5 - Integral Driver



**Direct/Indirect:** Available upto 1168mm/46" sq only.