MIDI ARC H™

FULL SPECIFICATION SHEET



FIXTURE TYPE	FIXTURE CODE	QUANTITIES

1 DESCRIPTION

MIDI ARC's Curved edge softens architectural lines and raises the impact of distinctive spaces. The smooth edges of **MIDI ARC** add a sleek and enticing appearance. Available in 4 distinct sizes, the **MIDI ARC** series offers 12 finish options for a look that truly represents your vision and enhances the curvature of the profile. The curved edge design brings a softer architectural profile to the space. The series also comes with multiple lumen packages to choose from so that you can illuminate your space in the most optimal way.

2 OPTICS & FEATURES



Wall - Direct/Indirect



Wall - Direct



Declare

3 APPROVALS

ADA







DAMP LOCATION



IP20

© 2026 Beta-Calco Inc. Specifications are subject to change without notice

4 GENERAL SPECIFICATION

BODY
Aluminum.

FINISH
Powder coated or polished aluminum.

LENS
Frosted acrylic.

SENSORS
Consult factory regarding sensor compatibility.

REMOTE EMERGENCYSYSTEM (E2)
Emergency option provides a 1.5 hour (3 hours for EU) emergency lighting facility. The remote system includes the inverter module, NiCad batteries and a remote wall/ceiling LED charge indicator and test switch. Maximum distance between wall/ceiling plate and luminaire is 15' (4.5m). Test switch fits a single gang box (not supplied). Refer to the Emergency option notes below for wattage, configuration and regional details.

MECHANICAL
Luminaires mount directly over a horizontally installed 2"x3" switch box (by others - North America only).

DRIVERS
HPF electronic for 120-277V (EU-240V). The driver is integral to the fixture housing.

DELIVERED LUMENS
Delivered lumens & LPW based on 4000K (min 80 CRI).

REPORTED L70 @25°C(77°F)
> 60,000 hrs.

APPROVALS
Damp Rated.

SUSTAINABILITY
Designed for on-site LED board, driver, and optic replacement. Contact the factory for maintenance documentation.

© 2026 Beta-Calco Inc. Specifications are subject to change without notice

5 DESIGN OPTIONS

FINISH

White

White - Gloss


Black Metallic - Textured


Silver Metallic - Textured


Gold Metallic - Textured


Polished Aluminum (mirror finish)


Midnight Blue Metallic - Textured


Copper Metallic


Charcoal Metallic - Textured


Bronze Metallic - Textured


Champagne Metallic


Red Metallic - Textured

6 HOW TO ORDER

LUMINAIRE

MAHW1P02 24", Direct, 1000 lms Direct
MAHW1P03 35", Direct, 1500 lms Direct
MAHW1P04 47", Direct, 2000 lms Direct
MAHW1P06 70", Direct, 3000 lms Direct
MAHW2P02 24", Direct/Indirect, 1000 lms Direct, 1000 lms Indirect
MAHW2P03 35", Direct/Indirect, 1500 lms Direct, 1500 lms Indirect
MAHW2P04 47", Direct/Indirect, 2000 lms Direct, 2000 lms Indirect
MAHW2P06 70", Direct/Indirect, 3000 lms Direct, 3000 lms Indirect

Delivered lumens are shown at max output.For continuous runs, consult factory.

LUMENS (DIRECT)

LMA0100 1000 lm
LMA0150 1500 lm
LMA0200 2000 lm
LMA0250 2500 lm
LMA0300 3000 lm

LUMENS (INDIRECT)

LMB0000 Not required
LMB0100 1000 lm
LMB0150 1500 lm
LMB0200 2000 lm
LMB0250 2500 lm
LMB0300 3000 lm

If lumens selected for Indirect are different then the lumens selected for Direct, then the drivers will be remote. Otherwise, the drivers are integral. Example: If you choose LMA0150 & LMB0150, then drivers will be integral, if you choose LMA0150 & LMB0100, then the drivers will be remote.

CRI

CR80 CRI 80+
CR90 CRI 90+

CCT

CTA27 2700K
CTA30 3000K
CTA35 3500K
CTA40 4000K

© 2026 Beta-Calco Inc. Specifications are subject to change without notice

VOLTAGE

V1 120/277V
V2 240V [1]
V3 347V

[1] Not available in North America

DIMMING

DA01 0-10V Dimming (1.0%)

FINISH

FA01 White
FA56 White - Gloss
FA02 Black Metallic - Textured
FA20 Silver Metallic - Textured
FA25 Gold Metallic - Textured
FA42 Polished Aluminum (mirror finish)
FA44 Midnight Blue Metallic - Textured
FA45 Copper Metallic
FA46 Charcoal Metallic - Textured
FA47 Bronze Metallic - Textured
FA52 Champagne Metallic
FA53 Red Metallic - Textured

EMERGENCY

E0 Emergency system not required
E1 Emergency system - Integral [1]
E2 Emergency system - Remote

[1] Available for 47"(1194mm) & 70"(1778mm only) in conjunction with V2. Not available in North America.
[2] For North America, the minimum emergency system wattage is 7.5W. Refer to the fixture's lumens per watt to estimate emergency light output. The emergency system typically powers only a portion of the fixture, depending on the fixture configuration and number of drivers. Consult factory for emergency system configuration and illuminated section details.
For Europe, the emergency system wattage and configuration may vary. Consult factory for details.

7 TECHNICAL DATA

LUMINAIRE

Delivered lumens are shown at max output.For continuous runs, consult factory.

Code	MAHW1P02	MAHW1P03	MAHW1P04	MAHW1P06	MAHW2P02	MAHW2P03
Length (A)	24"	35"	47"	70"	24"	35"
Light Direction	Direct	Direct	Direct	Direct	Direct/Indirect	Direct/Indirect
Wattage	9W	13W	17W	26W	18W	26W
Del. lms (Direct)	1000	1500	2000	3000	1000	1500
Del. lms (Indirect)					1000	1500
LPW	118	118	118	118	118	118
Length (B)	18"	18"	23"	23"	18"	18"

Code	MAHW2P04	MAHW2P06
Length (A)	47"	70"
Light Direction	Direct/Indirect	Direct/Indirect
Wattage	34W	51W
Del. lms (Direct)	2000	3000
Del. lms (Indirect)	2000	3000
LPW	118	118
Length (B)	23"	23"

© 2026 Beta-Calco Inc. Specifications are subject to change without notice

8 DIMENSIONAL DIAGRAMS

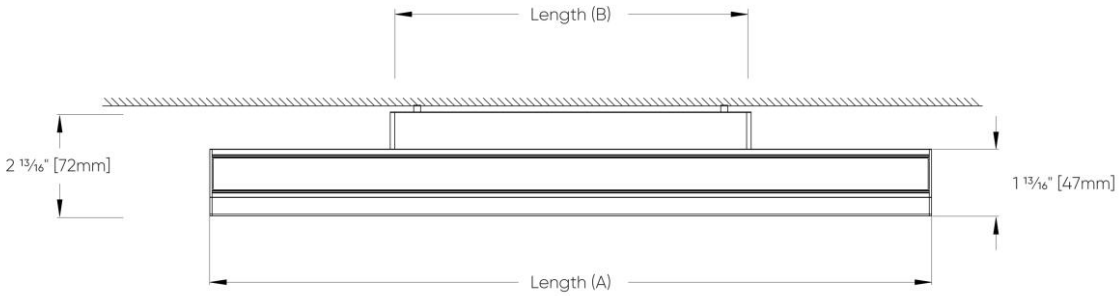



Code	Length (A)	Length (B)
MAHW1P02	610mm	457mm
MAHW1P03	889mm	457mm
MAHW1P04	1194mm	584mm
MAHW1P06	1778mm	584mm
MAHW2P02	610mm	457mm
MAHW2P03	889mm	457mm
MAHW2P04	1194mm	584mm
MAHW2P06	1778mm	584mm

© 2026 Beta-Calco Inc. Specifications are subject to change without notice