

RAIL-LITE™ - CONTINUOUS RUN TRIMLESS



Project Name:

Fixture Type:

Fixture Code:

Quantities:

A. LUMINAIRE

527148 48" - 3 to 5 LED Heads

527196 96" - 3 to 7 LED Heads

527144 144" - 4 to 10 LED Heads

We highly recommend you supply a drawing to allow us to verify you have quoted correctly.

A drawing will be required at the time of order placement.

This fixture is continuous run only if you require individual fixtures please order the non-continuous run version.

B. NUMBER OF HEADS

H03 3 LED Heads

H04 4 LED Heads

H05 5 LED Heads

H06 6 LED Heads

H07 7 LED Heads

H08 8 LED Heads

H09 9 LED Heads

H10 10 LED Heads

C. LED TYPE

B27A Bridgelux V18, 2700K, 80 CRI, 3069 lms

B27B Bridgelux V18, 2700K, 90 CRI, 2397 lms

B30A Bridgelux V18, 3000K, 80 CRI, 3218 lms

B30B Bridgelux V18, 3000K, 90 CRI, 2498 lms

B35A Bridgelux V18, 3500K, 80 CRI, 3313 lms

B40A Bridgelux V18, 4000K, 80 CRI, 3333 lms

B40B Bridgelux V18, 4000K, 90 CRI, 2840 lms

X27A Xicato Standard, 2700K, 83 CRI, 2262 lms

X30A Xicato Standard, 3000K, 83 CRI, 2262 lms

X35A Xicato Standard, 3500K, 83 CRI, 2262 lms

X40A Xicato Standard, 4000K, 83 CRI, 2262 lms

X30B Xicato Vib V80, 3000K, 83 CRI, 2262 lms

X27C Xicato Artist, 2700K, 98 CRI, 2262 lms

X30C Xicato Artist, 3000K, 98 CRI, 2262 lms

X35C Xicato Artist, 3500K, 98 CRI, 2262 lms

X40C Xicato Artist, 4000K, 98 CRI, 2262 lms

X30D Xicato Vib V95, 3000K, 98 CRI, 2262 lms

D. PROFILE APERTURE

5W Narrow

6W Medium

9W Wide

E. BRIDGELUX REFLECTORS

529001 Narrow Beam 14° (5" dia)

529002 Medium Beam 22° (5" dia)

529003 Medium Beam 38° (3" dia)

529004 Narrow Beam 28° (3" dia)

529005 Wide Beam 47° (3" dia)

F. XICATO REFLECTORS

529011 Narrow Beam 13° (5" dia)

529012 Wide Beam 41° (5" dia)

529013 Narrow Beam 18° (3" dia)

529014 Medium Beam 28° (3" dia)

G. END CAPS (MINIMUM OF 2/CONFIGURATION REQUIRED)

529151 Narrow Aperture (5W) End Caps

529161 Medium Aperture (6W) End Caps

529191 Wide Aperture (9W) End Caps

H. DIMMING OPTIONS

D1 0-10V Dimming (1%)

D2 0-10V Dimming (0.1%)

DA DALI dimming (0.1%)

DL DALI dimming (1%)

L1 Lutron L3DA3W Hi-Lume 1%, 3 Wire

L2 Lutron LDE1 Hi-Lume 1% H Eco System

DE PoE

DE must be used with EV only.

I. CORNER - WIDTH & LENGTH (419MM/16.5")

529152 Narrow Aperture (5W) Corner

529162 Medium Aperture (6W) Corner

529192 Wide Aperture (9W) Corner



RAIL-LITE™ - CONTINUOUS RUN TRIMLESS

J. T JUNCTION - WIDTH (439MM/17.3"), LENGTH (419MM/16.5")

529153 Narrow Aperture (5W) T Junction

529163 Medium Aperture (6W) T Junction

529193 Wide Aperture (9W) T Junction

K. X JUNCTION - WIDTH & LENGTH (439MM/17.3")

529154 Narrow Aperture (5W) X Junction

529164 Medium Aperture (6W) X Junction

529194 Wide Aperture (9W) X Junction

L. OPTIONAL LOW VOLTAGE

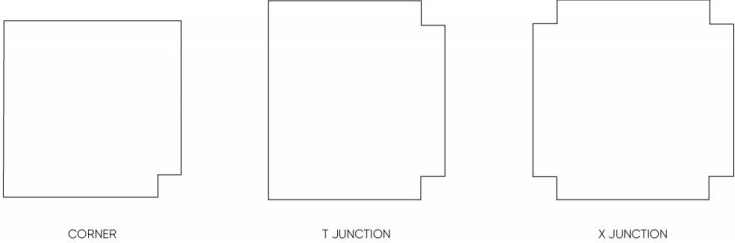
EV Low Voltage

To be used with DE only.

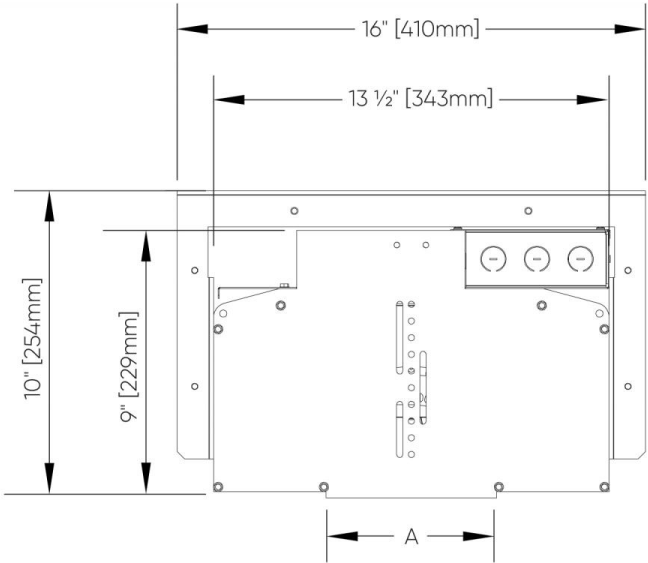


RAIL-LITE™ - CONTINUOUS RUN TRIMLESS

DIMENSIONAL DIAGRAMS

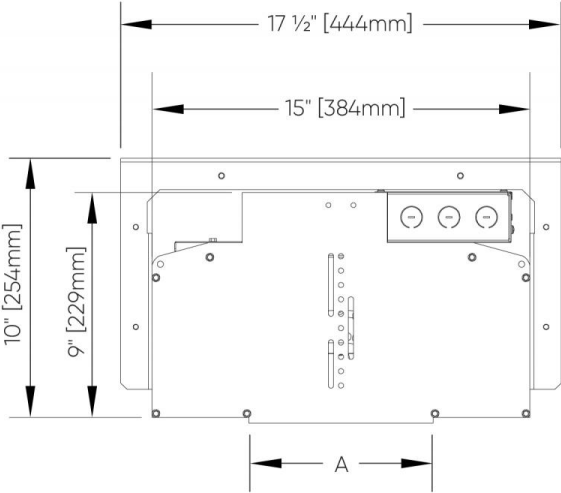


Narrow Aperture



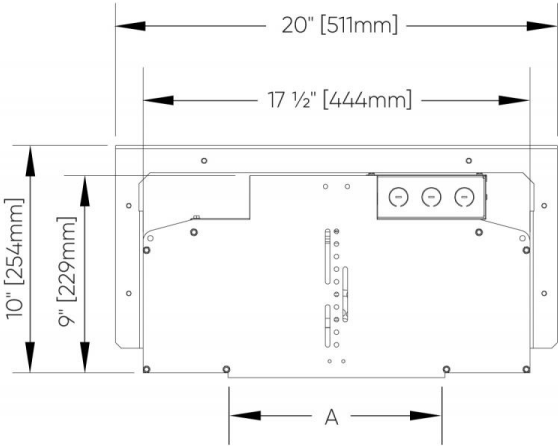
5W

Medium Aperture



6W

Wide Aperture



9W