

# WRAP TQ™ - MODERN CLASSICS EXTERIOR

Project Name:

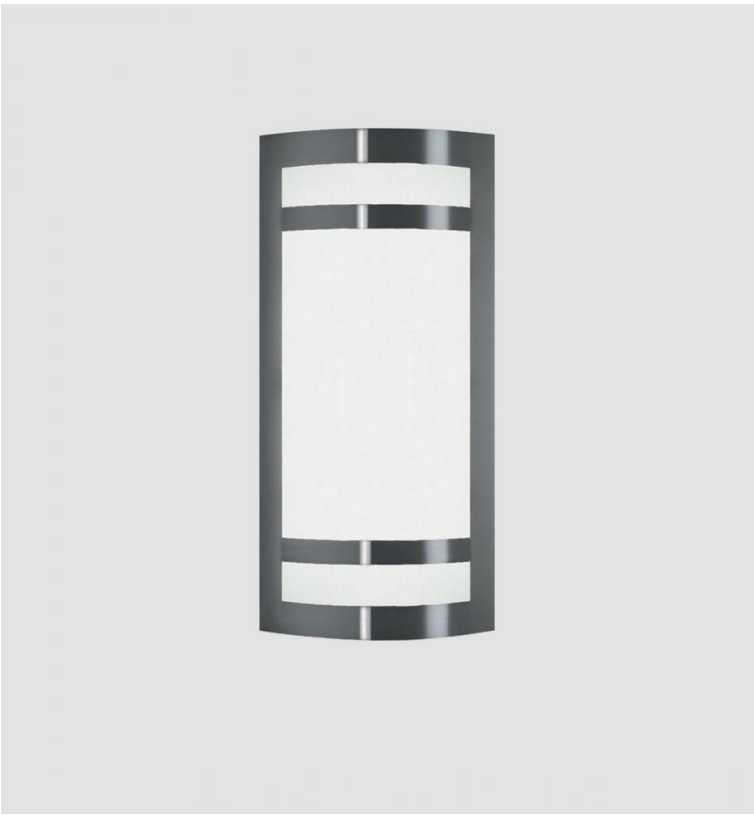

Fixture Type:

Fixture Code:

Quantities:



WRAP TQ™ - MODERN CLASSICS EXTERIOR



# WRAP TQ™ - MODERN CLASSICS EXTERIOR

A facade light with a curved acrylic diffuser and stainless steel frame provides excellent general illumination for high-traffic pedestrian areas. Alternative finishes include Black, Bronze Metallic, and Silver Metallic.

## GENERAL SPECIFICATION

### Cover

Stainless steel.

### Finish

Various as listed.

### Remote Emergency

Emergency option provides a 1.5 hour (3 hours for EU) emergency lighting facility. The remote system includes the inverter module, NiCad batteries and a remote wall/ceiling LED charge indicator and test switch (NA only) Maximum distance between wall/ceiling plate and luminaire is 4.5m/15'. Test switch fits a single gang box (not supplied).

### Delivered Lumens

Delivered lumens & LPW based on 3000K (min 80 CRI).

### Main body

Steel and cast aluminium. Body retained by stainless steel screws.

### Lens

Opal acrylic.

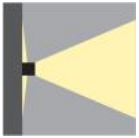
### Drivers

HPF, electronic, 120/277V (EU-240V), 0-10V, equal to or less than 10% dimming standard.

### Minimum Starting Temperature

-25°C.

## OPTICS & FEATURES



Ext-Wall Front/Back



General Diffuse

# WRAP TQ™ - MODERN CLASSICS EXTERIOR

## HOW TO ORDER

### A. LUMINAIRE

**312103** 17" Height, 16W, 501 lms      **312261** 26" Height, 16W, 1117 lms      **312263** 26" Height, 28W, 1927 lms      **312265** 50" Height, 28W, 1928 lms  
**312267** 50" Height, 56W, 3755 lms

### B. CCT

**30** 3000K (min 80 CRI)      **35** 3500K (min 80 CRI)      **40** 4000K (min 80 CRI)

### C. FINISH

**BL** Black Metallic Textured      **MS** Silver Metallic Textured      **BM** Bronze Metallic Textured      **SS** Stainless Steel

### D. OPTIONS

**RE** Remote Emergency System (max distance 25ft, 120/277V)

Dimming is not available when using RE (Remote Emergency)

## TECHNICAL DATA

### LUMINAIRE

Code	312103	312261	312263	312265	312267
Power (LED)	16W	16W	28W	28W	56W
Delivered lms	501	1117	1927	1928	3755
LPW	32	73	71	71	69
Height (A)	17"	26"	26"	50"	50"
Width (B)	11"	12"	12"	12"	12"

## FINISH



Black Metallic Textured    Silver Metallic Textured    Bronze Metallic Textured    Stainless Steel

## APPROVALS



# WRAP TQ™ - MODERN CLASSICS EXTERIOR

## DIMENSIONAL DIAGRAMS

